

Concept 150cm x 85cm Idealform Square Shower Bath RH No Taphole

ILLUSTRATED

- E0494** Concept 150cm x 85cm Idealform Square shower bath with no tapholes, right hand
- E0506** Concept 150cm Square shower bath front panel
- E4831** Unilux Plus+ 70cm end panel
- S8970** Trap 1½" plastic P with 75mm seal, multi-purpose outlet suitable for plastic and BS copper pipe
- E1486** Luxury bath pop-up waste and overflow
- E0508** Concept Square shower bath screen, clear glass and bright silver finish
- A5901** TMV thermostatic mixing valve, 22mm

OPTIONS

- A7051** Connect Air single lever 2 tap hole bath filler
- BC707** Cerafine O dual control bath filler
- BC708** Cerafine O dual control bath shower mixer with shower set
- BD267** Ceraplan single lever bath shower mixer
- A7216** Ceratherm T50 exposed thermostatic shower mixer valve

ILLUSTRATED PRODUCT DETAILS








Weights

- E0494** 23.00 KG
- E0506** 3.57 KG
- E4831** 2.58 KG
- S8970** 1.00 KG
- E0508** 16.10 KG
- A5901** 0.60 KG

Materials

- E0494** Idealform
- E0506** High Impact Polystyrene
- E4831** High Impact Polystyrene
- S8970** Plastic
- E1486** Mixed Material
- E0508** Toughened Safety Glass
- A5901** Chrome Plated Metal

Finishes

- E0494**  White (01)
- E0506**  White (01)
- E4831**  White (01)
- S8970**  Neutral / No Finish (67)
- E1486**  Chrome (AA)
- E0508**  Bright Silver (EO)
- A5901**  Chrome (AA)

Designer

Robin Levien, RDI

Standards

Constructed to EN 198:2008. EN 14516

Special Notes

Consideration should be given to safe hot water delivery and the use of an appropriate temperature reduction device, see A5901AA or Part G for guidance. One taphole fittings require offsetting from the overflow. Check positioning and compatibility before specifying. Dedicated front panel and bath screens are unhandled.

