

Connect Air 60cm Wall Hung Unit For Vessel

ILLUSTRATED

- E0826** Connect Air 60cm wall hung vanity unit with 1 drawer and open shelf
- E0848** Connect Air 60cm worktop for vessel installation
- A6575** Tesi single lever tall basin mixer smooth body and 5 litre per minute eco flow regulator, no waste
- EE230339** Space saving trap and waste pipe assembly for use with furniture basin units
- E0347** Connect Air Cube 40cm vessel washbasin, no tapholes

OPTIONS

- E0348** Connect Air Cube 60cm vessel washbasin, no tapholes

ILLUSTRATED PRODUCT DETAILS

Sizes

E0347 w:400 x d:400

Weights

E0826 20.00 KG

E0848 3.70 KG

A6575 1.74 KG

EE23033 0.10 KG

9

E0347 7.80 KG

Materials

E0826 Lacquered MDF

E0848 Lacquered MDF


A6575 Chrome Plated Metal


EE23033 Plastic

9


E0347 Fine Fireclay

Finishes

E0826  Gloss White & Matt White (B2)

E0848  Gloss White & Matt White (B2)

A6575  Chrome (AA)

EE23033  Neutral / No Finish (67)

E0347  White (01)

Capacity

E0347 8.9 litres

Flow rates

A6575 5 Litres per minute @ 3 bar pressure

Designer

Robin Levien, RDI

FINISH OPTIONS

- | | | |
|--|---|--|
| 
(B2) Gloss White & Matt White | 
(EQ) Gloss Light Grey & Matt White | 
(KN) Gloss White & Matt Grey |
| 
(PS) Wood Light Grey & Matt White | 
(UK) Wood Light Brown & Matt Light Brown | 
(VY) Matt Dark Brown & Matt White |

Standards

EN 14749:2005

