

## Connect Air 170cm x 75cm Asymmetric Idealform Bath RH

### ILLUSTRATED

<b>E1534</b>	Connect Air 170cm x 75cm asymmetrical Idealform bath, right hand with no taphole
<b>E1541</b>	Connect Air 170cm asymmetric bath front panel
<b>S8970</b>	Trap 1½" plastic P with 75mm seal, multi-purpose outlet suitable for plastic and BS copper pipe
<b>E1486</b>	Luxury bath pop-up waste and overflow
<b>A5901</b>	TMV thermostatic mixing valve, 22mm

### OPTIONS

<b>A7051</b>	Connect Air single lever 2 tap hole bath filler
--------------	---

### ILLUSTRATED PRODUCT DETAILS






#### Weights

<b>E1534</b>	26.50 KG
<b>E1541</b>	4.80 KG
<b>S8970</b>	1.00 KG
<b>A5901</b>	0.60 KG

#### Materials

<b>E1534</b>	Idealform
<b>E1541</b>	Acrylic
<b>S8970</b>	Plastic
<b>E1486</b>	Mixed Material
<b>A5901</b>	Chrome Plated Metal

#### Finishes

<b>E1534</b>	 White (01)
<b>E1541</b>	 White (01)
<b>S8970</b>	 Neutral / No Finish (67)
<b>E1486</b>	 Chrome (AA)
<b>A5901</b>	 Chrome (AA)

#### Capacity

<b>E1534</b>	187.0 litres (to overflow)
--------------	----------------------------

#### Designer

Robin Levien, RDI

#### Standards

Constructed to EN 198:2008. EN 14513

#### Special Notes

Consideration should be given to safe hot water delivery and the use of an appropriate temperature reduction device, see A5901AA or Part G for guidance. One taphole fittings require offsetting from the overflow. Check positioning and compatibility before specifying.

