

Connect Air 150cm x 80cm Idealform Shower Bath RH

ILLUSTRATED

- E1544** Connect Air 150cm x 80cm Idealform shower bath with no tapholes, right hand
- E1551** Connect Air 150cm shower bath front panel
- E3169** Unilux 70cm end panel
- S8970** Trap 1½" plastic P with 75mm seal, multi-purpose outlet suitable for plastic and BS copper pipe
- E1486** Luxury bath pop-up waste and overflow
- E1137** Connect Air Shower Bath Screen with Access Panel
- A5901** TMV thermostatic mixing valve, 22mm

OPTIONS

- A6590** Tesi 2 hole dual control bath filler



ILLUSTRATED PRODUCT DETAILS








Weights

- E1544** 23.90 KG
- E1551** 3.10 KG
- E3169** 2.58 KG
- S8970** 1.00 KG
- E1137** 21.50 KG
- A5901** 0.60 KG

Materials

- E1544** Idealform
- E1551** High Impact Polystyrene
- E3169** High Impact Polystyrene
- S8970** Plastic
- E1486** Mixed Material
- E1137** Toughened Safety Glass
- A5901** Chrome Plated Metal

Finishes

- E1544**  White (01)
- E1551**  White (01)
- E3169**  White (01)
- S8970**  Neutral / No Finish (67)
- E1486**  Chrome (AA)
- E1137**  Bright Silver (EO)
- A5901**  Chrome (AA)

Capacity

- E1544** 170.0 litres (to overflow)

Designer

Robin Levien, RDI

Standards

Constructed to EN 198:2008. EN 14516

Special Notes

Consideration should be given to safe hot water delivery and the use of an appropriate temperature reduction device, see A5901AA or Part G for guidance. One taphole fittings require offsetting from the overflow. Check positioning and compatibility before specifying. Dedicated front panel and bath screen are unhandled.

