

Connect Air 150cm x 80cm Idealform Plus+ Shower Bath LH

ILLUSTRATED

E1548	Connect Air 150cm x 80cm Idealform Plus+ shower bath with no tapholes, left hand
E1551	Connect Air 150cm shower bath front panel
E4831	Unilux Plus+ 70cm end panel
S8970	Trap 1½" plastic P with 75mm seal, multi-purpose outlet suitable for plastic and BS copper pipe
E1486	Luxury bath pop-up waste and overflow
E1137	Connect Air Shower Bath Screen with Access Panel
A5901	TMV thermostatic mixing valve, 22mm

OPTIONS

A6590	Tesi 2 hole dual control bath filler
--------------	--------------------------------------

ILLUSTRATED PRODUCT DETAILS








Weights

E1548	23.65 KG
E1551	3.10 KG
E4831	2.58 KG
S8970	1.00 KG
E1137	21.50 KG
A5901	0.60 KG

Materials

E1548	Idealform Plus+
E1551	High Impact Polystyrene
E4831	High Impact Polystyrene
S8970	Plastic
E1486	Mixed Material
E1137	Toughened Safety Glass
A5901	Chrome Plated Metal

Finishes

E1548	 White (01)
E1551	 White (01)
E4831	 White (01)
S8970	 Neutral / No Finish (67)
E1486	 Chrome (AA)
E1137	 Bright Silver (EO)
A5901	 Chrome (AA)

Capacity

E1548	170.0 litres (to overflow)
--------------	----------------------------

Designer

Robin Levien, RDI

Standards

Constructed to EN 198:2008. EN 14516

Special Notes

Consideration should be given to safe hot water delivery and the use of an appropriate temperature reduction device, see A5901AA or Part G for guidance. One taphole fittings require offsetting from the overflow. Check positioning and compatibility before specifying. Dedicated front panel and bath screen are unhandled

