

# Calla 65cm Vanity Washbasin

## ILLUSTRATED

- E2238** Calla 65cm 1 taphole vanity washbasin with overflow
- E0157** Wall fixing set
- S8910** Trap 1¼" plastic bottle, 75mm seal, multi-purpose outlet
- T4577** Conca 60cm x 50cm wall hung vanity unit with 1 drawer

## OPTIONS

- EE230339** Space saving trap and waste pipe assembly for use with furniture basin units
- T5269** Ideal Standard i.life B 60cm wall hung vanity unit with 1 drawer
- T5270** Ideal Standard i.life B 60cm wall hung vanity unit with 2 drawers
- T4573** Conca 60cm x 50cm wall hung vanity unit with 2 drawers
- E2531** Conca 60 wash stand for Calla & Extra vanity basin
- T5742** i.life 34cm handle

## ILLUSTRATED PRODUCT DETAILS





### Weights

- E2238** 19.00 KG
- E0157** 0.16 KG
- S8910** 0.20 KG
- T4577** 30.00 KG

### Materials

- E2238** Vitreous China
- E0157** Metal
- S8910** Plastic
- T4577** Mixed Material

### Finishes

- E2238**  White (01)
- E0157**  Neutral/No Finish (67)
- S8910**  Neutral/No Finish (67)
- T4577**  Matt White (Y1)







### Capacity

- E2238** 7.3 litres

### Designer

Palomba Serafini Associati

## FINISH OPTIONS

- |   |   |   |
|---|---|---|
|  |  |  |
| (Y1) Matt White   | (Y2) Matt Anthracite  | (Y3) Matt Sunset  |
|  |  |  |
| (Y4) Smoked Oak   | (Y5) Dark Walnut  | (Y6) Light Oak  |

### Standards

Washbasin to BS EN 14688 and BS EN 31

### Special Notes

Washbasin wall mounted using E0157 wall fixing set (not supplied).

