

Calla 65cm Vanity Washbasin

ILLUSTRATED

- E2239** Calla 65cm vanity washbasin, 2 tapholes with overflow
- E0157** Wall fixing set
- S8910** Trap 1¼" plastic bottle, 75mm seal, multi-purpose outlet
- T4577** Conca 60cm x 50cm wall hung vanity unit with 1 drawer

OPTIONS

- EE230339** Space saving trap and waste pipe assembly for use with furniture basin units
- T5269** Ideal Standard i.life B 60cm wall hung vanity unit with 1 drawer
- T5270** Ideal Standard i.life B 60cm wall hung vanity unit with 2 drawers
- T4573** Conca 60cm x 50cm wall hung vanity unit with 2 drawers
- E2531** Conca 60 wash stand for Calla & Extra vanity basin
- T5742** i.life 34cm handle



ILLUSTRATED PRODUCT DETAILS





Weights

- E2239** 19.00 KG
- E0157** 0.16 KG
- S8910** 0.20 KG
- T4577** 30.00 KG

Materials

- E2239** Vitreous China
- E0157** Metal
- S8910** Plastic
- T4577** Mixed Material

Finishes

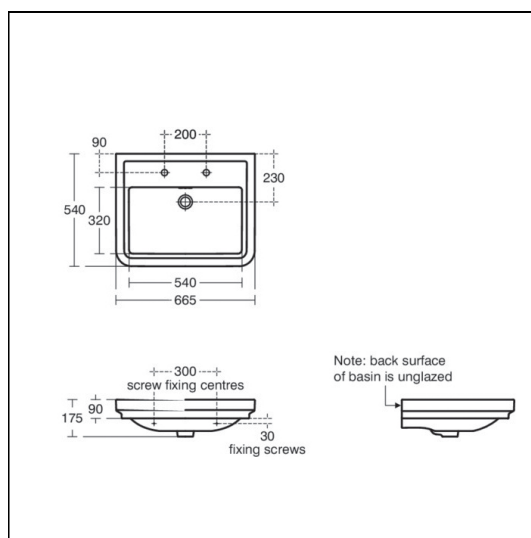
- E2239**  White (01)
- E0157**  Neutral/No Finish (67)
- S8910**  Neutral/No Finish (67)
- T4577**  Matt White (Y1)

Capacity







- E2239** 7.3 litres

Designer

Palomba Serafini Associati



FINISH OPTIONS

-  (Y1) Matt White
-  (Y2) Matt Anthracite
-  (Y3) Matt Sunset
-  (Y4) Smoked Oak
-  (Y5) Dark Walnut
-  (Y6) Light Oak

Standards

Washbasin to BS EN 14688 and BS EN 31

Special Notes

Washbasin wall mounted using E0157 wall fixing set (not supplied).