

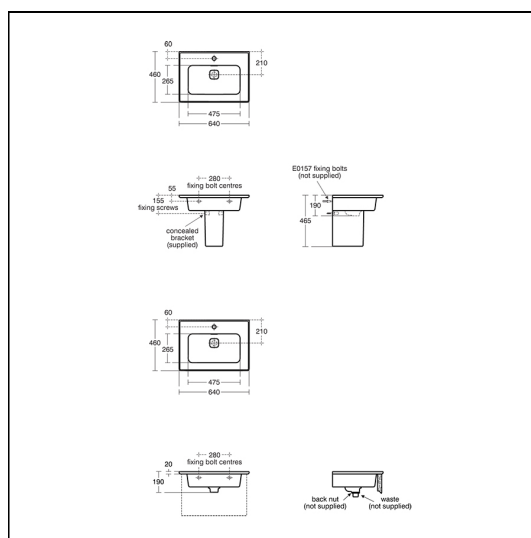
Strada II 64cm Vanity Washbasin

ILLUSTRATED

- E2382** Strada II 64cm vanity washbasin, 1 taphole with overflow
- E0157** Wall fixing set
- A6327** Tonic II single lever one hole basin mixer without pop-up waste
- E0079** Trap 1¼" Contemporary metal bottle, 75mm seal

OPTIONS

- T2996** Strada II semi pedestal
- S8910** Trap 1¼" plastic bottle, 75mm seal, multi-purpose outlet
- EE230339** Space saving trap and waste pipe assembly for use with furniture basin units
- E3516** Eurovit+ 60cm floor standing vanity unit with 2 doors
- R0259** Eurovit+ 60cm wall mounted vanity unit with 2 drawers
- T5255** i.life A 60cm wall hung vanity unit with 2 drawers (separate handles required)
- T5273** i.life A 60cm floor standing vanity unit with 2 drawers (separate handles required)
- E0818** Connect Air 60cm wall hung vanity unit with 2 drawer
- R0473** Connect Air 60cm wall hung vanity unit with 2 drawers
- E0826** Connect Air 60cm wall hung vanity unit with 1 drawer and open shelf
- E0836** Connect Air 60cm floor standing vanity unit with 2 drawers
- E2532** Conca 60 wash stand for Connect Air & Strada II basin
- T5326** i.life 34cm handle



ILLUSTRATED PRODUCT DETAILS

Sizes

E2382 d:460





Weights

E2382 17.20 KG
E0157 0.16 KG
A6327 1.44 KG
E0079 1.45 KG

Materials

E2382 Fine Fireclay
E0157 Metal
A6327 Chrome Plated Metal
E0079 Chrome Plated Metal

Finishes

- E2382**  White (01)
- E0157**  Neutral / No Finish (67)
- A6327**  Chrome (AA)
- E0079**  Chrome (AA)

Flow rates

A6327 5 Litres per minute @ 3 bar pressure

Designer

Robin Levien, RDI

Standards

Washbasin to BS EN 14688 and BS EN 31

Special Notes

Washbasin wall mounted using E0157 wall fixing set. When fitted to furniture washbasin must be secured to wall with the E0157 wall fixing set.