

Strada II 60cm Washbasin

ILLUSTRATED

E2387	Strada II 60cm washbasin, 1 taphole with overflow
T2996	Strada II semi pedestal
E0157	Wall fixing set
A6327	Tonic II single lever one hole basin mixer without pop-up waste
S8910	Trap 1½" plastic bottle, 75mm seal, multi-purpose outlet

OPTIONS

T8546	Square ceramic waste cover (to be used with a free flow waste)
E0079	Trap 1½" Contemporary metal bottle, 75mm seal
T4300	Strada II 600mm wall hung washbasin unit with 2 drawers

ILLUSTRATED PRODUCT DETAILS

Sizes

E2387 d:430

Weights

E2387 15.00 KG

T2996 7.50 KG

E0157 0.16 KG

A6327 1.44 KG

S8910 0.20 KG

Materials

E2387 Fine Fireclay


T2996 Fine Fireclay

E0157 Metal


A6327 Chrome Plated Metal

S8910 Plastic


Finishes

E2387  White (01)

T2996  White (01)

E0157  Neutral / No Finish (67)

A6327  Chrome (AA)

S8910  Neutral / No Finish (67)

Flow rates

A6327 5 Litres per minute @ 3 bar pressure

Designer

Robin Levien, RDI

Standards

Washbasin to BS EN 14688 and BS EN 31

Special Notes

Washbasin wall mounted using E0157 wall fixing set. When fitted to furniture washbasin must be secured to wall with the E0157 wall fixing set.

