

Strada II 100cm Washbasin

ILLUSTRATED

- E2389** Strada II 100cm washbasin, 1 taphole with overflow
- T2996** Strada II semi pedestal
- E0157** Wall fixing set
- A6327** Tonic II single lever one hole basin mixer without pop-up waste
- S8910** Trap 1¼" plastic bottle, 75mm seal, multi-purpose outlet

OPTIONS

- T8546** Square ceramic waste cover (to be used with a free flow waste)
- E0079** Trap 1¼" Contemporary metal bottle, 75mm seal
- T4302** Strada II 1000mm wall hung washbasin unit with 2 drawers

ILLUSTRATED PRODUCT DETAILS

Sizes

E2389 d:430

Weights

E2389 22.00 KG

T2996 7.50 KG

E0157 0.16 KG

A6327 1.44 KG

S8910 0.20 KG

Materials

E2389 Fine Fireclay


T2996 Fine Fireclay

E0157 Metal


A6327 Chrome Plated Metal

S8910 Plastic


Finishes

E2389  White (01)

T2996  White (01)

E0157  Neutral / No Finish (67)

A6327  Chrome (AA)

S8910  Neutral / No Finish (67)

Flow rates

A6327 5 Litres per minute @ 3 bar pressure

Designer

Robin Levien, RDI

Standards

Washbasin to BS EN 14688 and BS EN 31

Special Notes

Washbasin wall mounted using E0157 wall fixing set. When fitted to furniture washbasin must be secured to wall with the E0157 wall fixing set.

