

## Strada II 50cm Semi-Countertop Washbasin

### ILLUSTRATED

<b>E2390</b>	Strada II 50cm semi-countertop washbasin, 1 taphole with overflow
<b>A6327</b>	Tonic II single lever one hole basin mixer without pop-up waste
<b>S8910</b>	Trap 1¼" plastic bottle, 75mm seal, multi-purpose outlet

### OPTIONS

<b>T8546</b>	Square ceramic waste cover (to be used with a free flow waste)
--------------	--

### ILLUSTRATED PRODUCT DETAILS

#### Sizes

<b>E2390</b>	d:400
--------------	-------




#### Weights

<b>E2390</b>	11.00 KG
<b>A6327</b>	1.44 KG
<b>S8910</b>	0.20 KG

#### Materials

<b>E2390</b>	Fine Fireclay
<b>A6327</b>	Chrome Plated Metal
<b>S8910</b>	Plastic

#### Finishes

<b>E2390</b>	 White (01)
<b>A6327</b>	 Chrome (AA)
<b>S8910</b>	 Neutral / No Finish (67)

#### Flow rates

<b>A6327</b>	5 Litres per minute @ 3 bar pressure
--------------	--------------------------------------

#### Designer

Robin Levien, RDI

#### Standards

Washbasin to BS EN 14688 and BS EN 31

#### Special Notes

Washbasin fixed to countertop with securing clips provided. Joint sealed with waterproof sealant (not supplied)

