

Strada II 54cm Vanity Washbasin

ILLUSTRATED

- E2393** Strada II 54cm vanity washbasin, no taphole with overflow
- A5948** Built-in basin mixer kit 1, horizontal
- E0157** Wall fixing set
- A6335** Tonic II single lever wall mounted basin mixer with 255mm spout
- E0079** Trap 1¼" Contemporary metal bottle, 75mm seal

OPTIONS

- T2996** Strada II semi pedestal
- A6334** Tonic II single lever wall mounted basin mixer with 180mm spout
- S8910** Trap 1¼" plastic bottle, 75mm seal, multi-purpose outlet
- EE230339** Space saving trap and waste pipe assembly for use with furniture basin units
- R0255** Eurovit+ 50cm floor standing vanity unit with 2 doors
- R0256** Eurovit+ 50cm wall mounted vanity unit with 2 drawers



ILLUSTRATED PRODUCT DETAILS

Sizes

E2393 d:460






Weights

- E2393** 14.50 KG
- A5948** 1.26 KG
- E0157** 0.16 KG
- A6335** 1.78 KG
- E0079** 1.45 KG

Materials

- E2393** Fine Fireclay
- E0157** Metal
- A6335** Chrome Plated Metal
- E0079** Chrome Plated Metal

Finishes

- E2393**  White (01)
- A5948**  Unfinished (NU)
- E0157**  Neutral / No Finish (67)
- A6335**  Chrome (AA)
- E0079**  Chrome (AA)

Flow rates

A6335 5 Litres per minute @ 3 bar pressure

Designer

Robin Levien, RDI

Standards

Washbasin to BS EN 14688 and BS EN 31

Special Notes

Washbasin wall mounted using E0157 wall fixing set. When fitted to furniture washbasin must be secured to wall with the E0157 wall fixing set.

