

Strada II 104cm Vanity Washbasin

ILLUSTRATED

E2396	Strada II 104cm vanity washbasin, no taphole with overflow
A5948	Built-in basin mixer kit 1, horizontal
E0157	Wall fixing set
A6335	Tonic II single lever wall mounted basin mixer with 255mm spout
E0079	Trap 1¼" Contemporary metal bottle, 75mm seal

OPTIONS

T2996	Strada II semi pedestal
A6334	Tonic II single lever wall mounted basin mixer with 180mm spout
S8910	Trap 1¼" plastic bottle, 75mm seal, multi-purpose outlet
EE230339	Space saving trap and waste pipe assembly for use with furniture basin units
R0265	Eurovit+ 100cm wall mounted vanity unit with drawers
T5257	i.life A 100cm wall hung vanity unit with 2 drawers, (separate handles required)
E0821	Connect Air 100cm wall hung vanity unit with 2 drawers
E0828	Connect Air 100cm wall hung vanity unit with 1 drawer and open shelf
T5326	i.life 34cm handle

ILLUSTRATED PRODUCT DETAILS

Sizes

E2396 d:460






Weights

E2396 23.50 KG
A5948 1.26 KG
E0157 0.16 KG
A6335 1.78 KG
E0079 1.45 KG

Materials

E2396 Fine Fireclay
E0157 Metal
A6335 Chrome Plated Metal
E0079 Chrome Plated Metal

Finishes

E2396  White (01)
A5948  Unfinished (NU)
E0157  Neutral / No Finish (67)
A6335  Chrome (AA)
E0079  Chrome (AA)

Flow rates

A6335 5 Litres per minute @ 3 bar pressure

Designer

Robin Levien, RDI

Standards

Washbasin to BS EN 14688 and BS EN 31

Special Notes

Washbasin wall mounted using E0157 wall fixing set. When fitted to furniture washbasin must be secured to wall with the E0157 wall fixing set.

