

Strada II 80cm Washbasin

ILLUSTRATED

- E2401** Strada II 80cm washbasin, no taphole with overflow
- A5948** Built-in basin mixer kit 1, horizontal
- T2996** Strada II semi pedestal
- E0157** Wall fixing set
- A6335** Tonic II single lever wall mounted basin mixer with 255mm spout
- S8910** Trap 1¼" plastic bottle, 75mm seal, multi-purpose outlet

OPTIONS

- T8546** Square ceramic waste cover (to be used with a free flow waste)
- A6334** Tonic II single lever wall mounted basin mixer with 180mm spout
- E0079** Trap 1¼" Contemporary metal bottle, 75mm seal
- T4301** Strada II 800mm wall hung washbasin unit with 2 drawers

ILLUSTRATED PRODUCT DETAILS

Sizes

E2401 d:430







Weights

- E2401** 20.00 KG
- A5948** 1.26 KG
- T2996** 7.50 KG
- E0157** 0.16 KG
- A6335** 1.78 KG
- S8910** 0.20 KG

Materials

- E2401** Fine Fireclay
- T2996** Fine Fireclay
- E0157** Metal
- A6335** Chrome Plated Metal
- S8910** Plastic

Finishes

- E2401**  White (01)
- A5948**  Unfinished (NU)
- T2996**  White (01)
- E0157**  Neutral / No Finish (67)
- A6335**  Chrome (AA)
- S8910**  Neutral / No Finish (67)

Flow rates

A6335 5 Litres per minute @ 3 bar pressure

Designer

Robin Levien, RDI

Standards

Washbasin to BS EN 14688 and BS EN 31

Special Notes

Washbasin wall mounted using E0157 wall fixing set. When fitted to furniture washbasin must be secured to wall with the E0157 wall fixing set.

