

Tempo Cube Idealform Double Ended Bath 170x75cm No Handgrips No Tapholes

ILLUSTRATED

E2583	Tempo Cube 170 x 75cm Idealform double ended bath no handgrips no tapholes
B0730	Tempo 2 hole bath filler
E3194	Unilux 170cm front panel
E3195	Unilux 75cm end panel
E1486	Luxury bath pop-up waste and overflow
A5901	TMV thermostatic mixing valve 22mm

ILLUSTRATED PRODUCT DETAILS







Weights

E2583	23.00 KG
B0730	2.64 KG
E3194	3.65 KG
E3195	2.58 KG
A5901	1.70 KG

Materials

E2583	Idealform
B0730	Chrome Plated
E3194	Acrylic
E3195	Acrylic
E1486	Mixed Material
A5901	Chrome Plated Metal

Finishes

E2583		White (01)
B0730		Chrome (AA)
E3194		White (01)
E3195		White (01)
E1486		Chrome (AA)
A5901		Chrome (AA)

Capacity

E2583	200.0 litres (to overflow)
--------------	----------------------------

Flow rates

B0730	50 Litres per minute @ 3 bar pressure
--------------	---------------------------------------

Designer

Robin Levien, RDI


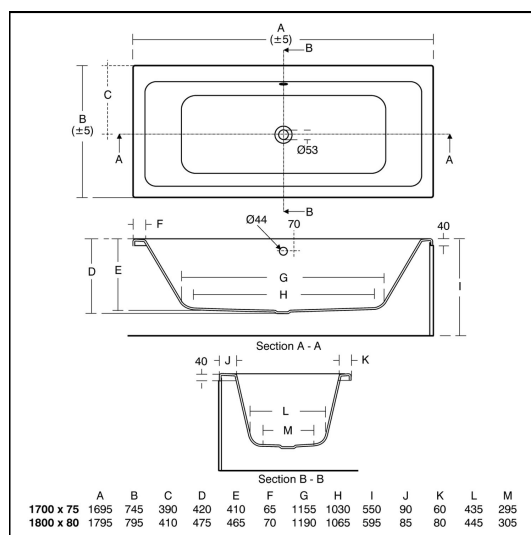
Standards

Constructed to EN 198:2008. EN 14516

Special Notes

Consideration should be given to safe hot water delivery and the use of an appropriate temperature reduction device see A5901AA or Part G for guidance.

One tap hole fittings require offsetting from the overflow. Check positioning and compatibility before specifying



ACCREDITATIONS

B0730(AA)



E2583(01)

