

Tempo Cube Idealform Plus+ Bath 170cm x 70cm No Handgrips No Tapholes

ILLUSTRATED

- E2585** Tempo Cube 170cm x 70cm Idealform Plus+ bath, no handgrips, no tapholes
- E4797** Unilux Plus+ 170cm front panel
- E4831** Unilux Plus+ 70cm end panel
- E1486** Luxury bath pop-up waste and overflow
- A5901** TMV thermostatic mixing valve, 22mm

OPTIONS

- BD264** Ceraplan dual control bath filler

ILLUSTRATED PRODUCT DETAILS






Weights

- E2585** 24.50 KG
- E4797** 3.65 KG
- E4831** 2.38 KG
- A5901** 0.60 KG

Materials

- E2585** Idealform Plus+
- E4797** High Impact Polystyrene
- E4831** High Impact Polystyrene
- E1486** Mixed Material
- A5901** Chrome Plated Metal

Finishes

- E2585**  White (01)
- E4797**  White (01)
- E4831**  White (01)
- E1486**  Chrome (AA)
- A5901**  Chrome (AA)

Capacity

- E2585** 181.0 litres (to overflow)

Designer

Robin Levien, RDI

Standards

Constructed to EN 198:2008. EN 14516

Special Notes

Consideration should be given to safe hot water delivery and the use of an appropriate temperature reduction device, see A5901AA or Part G for guidance. One taphole fittings require offsetting from the overflow. Check positioning and compatibility before specifying.

