

Tempo Cube Square Idealform Plus+ LH Shower Bath 170x85cm No Handgrips No Tapholes

ILLUSTRATED

E2601	Tempo Cube 170cm x 85cm Idealform Plus+ left hand shower bath, no handgrips, no tapholes
E2596	Tempo Cube shower bath front panel
E3169	Unilux 70cm end panel
E1486	Luxury bath pop-up waste and overflow
E2597	Tempo Cube Square shower bath screen, clear glass and bright silver finish
A5901	TMV thermostatic mixing valve, 22mm

OPTIONS

BD264	Ceraplan dual control bath filler
--------------	-----------------------------------

ILLUSTRATED PRODUCT DETAILS







Weights

E2601	38.00 KG
E2596	4.00 KG
E3169	2.58 KG
E2597	32.00 KG
A5901	0.60 KG

Materials

E2601	Idealform Plus+
E2596	Acrylic
E3169	High Impact Polystyrene
E1486	Mixed Material
E2597	Toughened Safety Glass
A5901	Chrome Plated Metal

Finishes

E2601		White (01)
E2596		White (01)
E3169		White (01)
E1486		Chrome (AA)
E2597		Bright Silver (EO)
A5901		Chrome (AA)

Capacity

E2601	190.0 litres (to overflow)
--------------	----------------------------

Designer


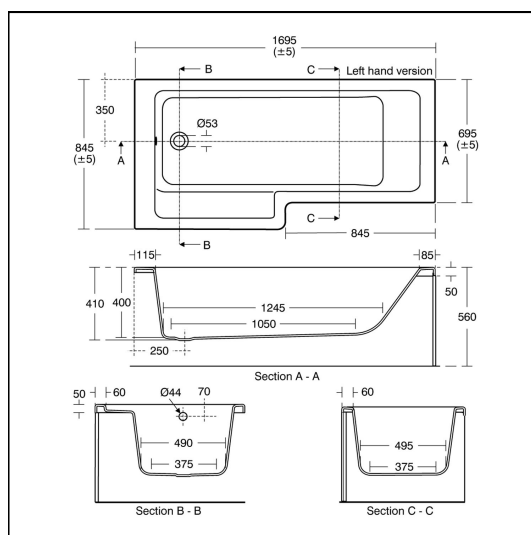
Robin Leven, RDI

Standards

Constructed to EN 198:2008. EN 14516

Special Notes

Consideration should be given to safe hot water delivery and the use of an appropriate temperature reduction device, see A5901AA or Part G for guidance. One taphole fittings require offsetting from the overflow. Check positioning and compatibility before specifying. Dedicated front panel and bath screen are unhanded.



ACCREDITATIONS

E2601(01)

Unified
Water Label  **190.0 Litres**

FEATURES

