

Finesse 100cm Wall Mounted Vanity Unit

ILLUSTRATED

- E3384** Finesse 100cm x 44cm wall mounted vanity unit with 1 drawer
- E0274** Connect Air 104cm vanity washbasin, 1 taphole
- E0157** Wall fixing set
- EE230339** Space saving trap and waste pipe assembly for use with furniture basin units
- E1482** 1 1/4" basin clicker waste: slotted
- A7047** Connect Air slim single lever basin mixer, no waste

OPTIONS

- T5317** Eurovit+ 100cm 1 taphole vanity furniture washbasin
- T4621** i.life A 104cm vanity washbasin, 1 taphole
- T3508** Tesi 100cm vanity washbasin, 1 taphole with overflow
- E2384** Strada II 104cm vanity washbasin, 1 taphole with overflow
- E2396** Strada II 104cm vanity washbasin, no taphole with overflow

ILLUSTRATED PRODUCT DETAILS

Sizes

E0274 w:1040 x d:460







Weights

- E3384** 24.05 KG
- E0274** 22.90 KG
- E0157** 0.16 KG
- EE23033** 0.10 KG
- 9**
- A7047** 1.14 KG

Materials

- E3384** Mixed Material
- E0274** Fine Fireclay
- E0157** Metal
- EE23033** Plastic
- 9**
- E1482** Chrome Plated Metal
- A7047** Chrome Plated Brass

Finishes

- E3384**  Matt White (Y1)
- E0274**  White (01)
- E0157**  Neutral / No Finish (67)
- EE23033**  Neutral / No Finish (67)
- 9**
- E1482**  Chrome (AA)
- A7047**  Chrome (AA)












Capacity

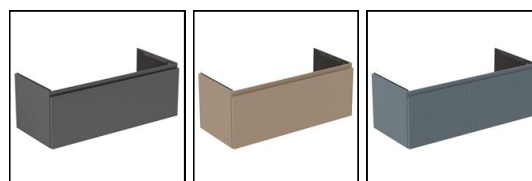
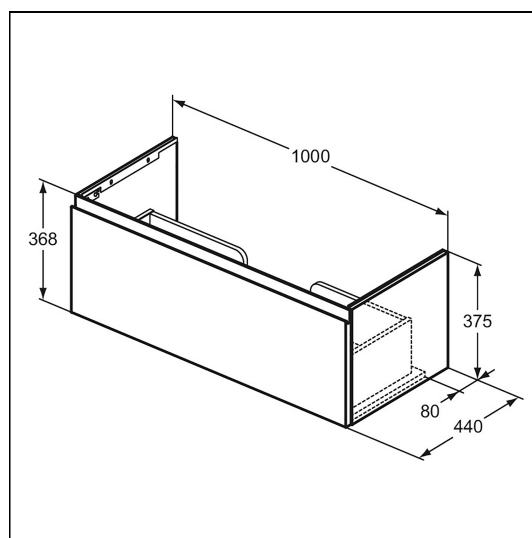
E0274 8.0 litres

Flow rates

A7047 5 Litres per minute @ 3 bar pressure

FINISH OPTIONS

- | | | |
|---|---|---|
|  |  |  |
| (Y1) Matt White | (Y2) Matt Anthracite | (UP) Matt Griege |
|  |  |  |
| (UQ) Matt Ash Blue | (UR) Dark Elm | (US) White Oak |
|  |  |  |
| (AA) Chrome | (A2) Brushed Gold | (A5) Magnetic Grey |
|  |  | |



ACCREDITATIONS



Finesse 100cm Wall Mounted Vanity Unit

(GN) Silver Storm

(XG) Silk Black

Standards

EN 14749:2005

Special Notes

Furniture units should be installed in a bathroom with adequate ventilation. Mounting kit included. Always use appropriate fixings to suit the type of wall.