







# Finesse 120cm Wall Mounted Vanity Unit

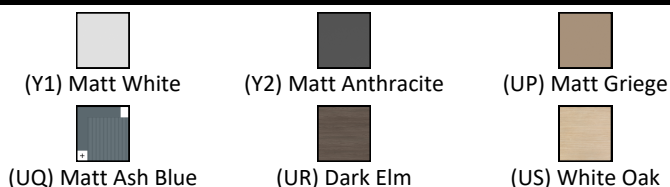
## ILLUSTRATED

- E3385** Finesse 120cm x 44cm wall mounted vanity unit with 2 drawers
- T4622** i.life A 124cm vanity washbasin, 1 taphole
- E0157** Wall fixing set
- EE230339** Space saving trap and waste pipe assembly for use with furniture basin units
- BD246** Ceraplan single lever basin mixer, with click waste

## ILLUSTRATED PRODUCT DETAILS

<b>Sizes</b>	<b>Finishes</b>
<b>T4622</b> w:1240 x d:460	<b>E3385</b>  Matt White (Y1)
<b>Weights</b>	<b>T4622</b>  White (01)
<b>E3385</b> 37.88 KG	<b>E0157</b>  Neutral / No Finish (67)
<b>T4622</b> 32.20 KG	<b>EE230339</b>  Neutral / No Finish (67)
<b>E0157</b> 0.16 KG	<b>9</b>  Neutral / No Finish (67)
<b>EE230339</b> 0.10 KG	<b>BD246</b>  Chrome (AA)
<b>9</b>	
<b>BD246</b> 1.77 KG	
<b>Materials</b>	<b>Capacity</b>
<b>E3385</b> Mixed Material	<b>T4622</b> 10.6 litres
<b>T4622</b> Fine Fireclay	<b>Flow rates</b>
<b>E0157</b> Metal	<b>BD246</b> 5 Litres per minute @ 3 bar pressure
<b>EE230339</b> Plastic	
<b>9</b>	
<b>BD246</b> Chrome Plated Brass	

## FINISH OPTIONS

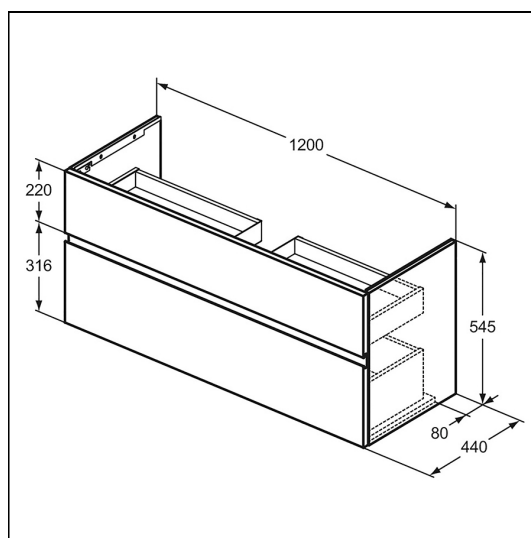


## Standards

EN 14749:2005

## Special Notes

Furniture units should be installed in a bathroom with adequate ventilation. Mounting kit included. Always use appropriate fixings to suit the type of wall.



## Finesse 120cm Wall Mounted Vanity Unit



### ACCREDITATIONS

---

