

Finesse 120cm Wall Mounted Vanity Unit

ILLUSTRATED

- E3399** Finesse 120cm x 50cm wall mounted vanity unit with 4 drawers
- T4602** Ideal Standard i.life B 121cm double vanity washbasin, 1 taphole
- E0157** Wall fixing set
- EE230339** Space saving trap and waste pipe assembly for use with furniture basin units
- BD246** Ceraplan single lever basin mixer, with click waste

ILLUSTRATED PRODUCT DETAILS






Weights

- E3399** 54.79 KG
- E0157** 0.16 KG
- EE230339** 0.10 KG
- 9**
- BD246** 1.77 KG

Materials

- E3399** Mixed Material
- T4602** Fine Fireclay
- E0157** Metal
- EE230339** Plastic
- 9**
- BD246** Chrome Plated Brass







Finishes

- E3399**  Matt White (Y1)
- T4602**  White (01)
- E0157**  Neutral / No Finish (67)
- EE230339**  Neutral / No Finish (67)
- 9**
- BD246**  Chrome (AA)

Flow rates

- BD246** 5 Litres per minute @ 3 bar pressure

FINISH OPTIONS

- | | | |
|---|---|---|
|  |  |  |
| (Y1) Matt White | (Y2) Matt Anthracite | (UP) Matt Griege |
|  |  |  |
| (UQ) Matt Ash Blue | (UR) Dark Elm | (US) White Oak |

Standards

EN 14749:2005

Special Notes

Furniture units should be installed in a bathroom with adequate ventilation. Mounting kit included. Always use appropriate fixings to suit the type of wall.

