

Concept 370x380 Wall Hung Corner Washbasin Unit 2 Door



ILLUSTRATED

- E6848** Concept 370 x 380mm wall hung corner washbasin unit with two doors
- E7928** Concept Arc 45cm corner washbasin, 1 taphole with overflow


OPTIONS

- B1811** Ceraflex basin mixer with pop-up waste
- B0671** Concept Blue small washbasin mixer 1 hole with pop-up waste
- B9915** Concept Blue washbasin mixer 1 hole with pop-up waste
- BD221** Ceraplan single lever basin mixer with pop-up waste

ILLUSTRATED PRODUCT DETAILS

Sizes		Finishes	
E7928	w:480 x d:440	E6848	 Gloss White (WG)
Weights		E7928	 White (01)
E6848	8.00 KG	Capacity	
E7928	9.98 KG	E7928	1.9 litres
Materials		Designer	
E6848	MFC	Robin Levien, RDI	
E7928	Fine Fireclay		

FINISH OPTIONS

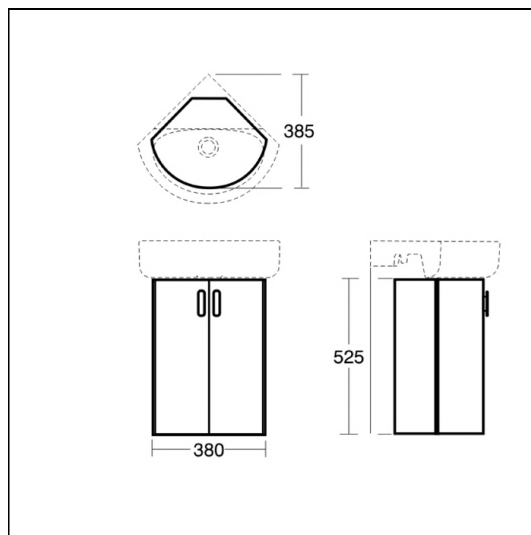
		
(WG) Gloss White	(SO) American Oak	(SX) Dark Walnut
		
(KR) Gloss Grey	(KS) Elm	

Standards

EN 14749:2005

Special Notes

Unit is predrilled for the Concept handles that are supplied.



FEATURES

