

Concept Arc 45cm Corner Washbasin, 1 Taphole

ILLUSTRATED

- E7928** Concept Arc 45cm corner washbasin, 1 taphole with overflow
- E7838** Concept handrinse pedestal
- BD246** Ceraplan single lever basin mixer, with click waste
- S8910** Trap 1¼" plastic bottle, 75mm seal, multi-purpose outlet

OPTIONS

- E0157** Wall fixing set
- E5010** Pair Steel Wall Hangers

ILLUSTRATED PRODUCT DETAILS

Sizes

E7928 w:480 x d:440

Weights

E7928 9.98 KG

E7838 8.50 KG

BD246 1.77 KG

S8910 0.20 KG

Materials


E7928 Fine Fireclay

E7838 Fine Fireclay

BD246 Chrome Plated Brass


S8910 Plastic

Finishes

E7928  White (01)

E7838  White (01)

BD246  Chrome (AA)

S8910  Neutral / No Finish (67)

Capacity

E7928 1.9 litres

Flow rates

BD246 5 Litres per minute @ 3 bar pressure

Designer

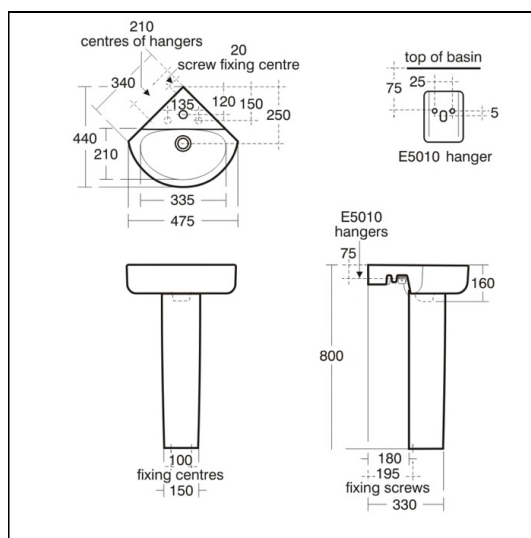
Robin Levien, RDI

Standards

Washbasin to BS EN 14688 & BS EN 31

Special Notes

Washbasin wall mounted using E5010 wall hangers or E0157 wall fixing set or full pedestal mounted using 2 screws through back of basin (not supplied)



FEATURES

