

Oleas P1 pneumatic dual flushplate

ILLUSTRATED

R0116 Oleas P1 pneumatic dual flushplate Ideal Standard - chrome

OPTIONS

- R0312** ProSys 820mm height, pneumatic wall hung wc frame 150 depth, front or top actuation
- R0313** ProSys 1150mm height, pneumatic wall hung WC frame, 120 depth, front actuation
- R0315** ProSys 1150mm height, 3 adjustable heights, pneumatic wall hung WC frame, 120 depth, front actuation
- R0316** ProSys 150 depth WC cistern, pneumatic front or top actuation
- R0318** ProSys 120 depth WC cistern, pneumatic, front actuation

ILLUSTRATED PRODUCT DETAILS

Weights

R0116 0.38 KG

Finishes

R0116  White (AC)

Materials

R0116 Mixed Material

Designer

Robin Levien, RDI

FINISH OPTIONS



(AC) White



(AA) Chrome



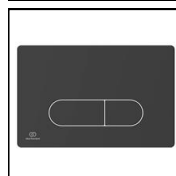
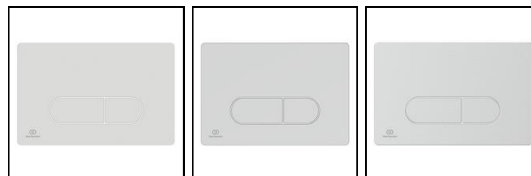
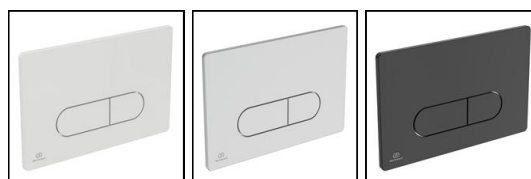
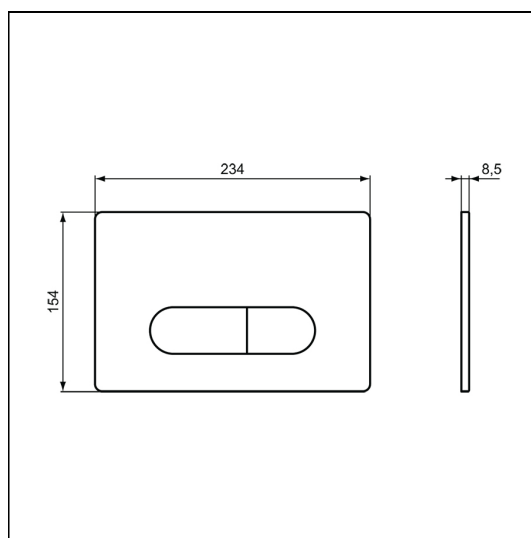
(JG) Brushed Chrome



(A6) Black

Special Notes

For use with ProSys pneumatic actuation WC frames and cisterns. Please refer to the flushplate instructions to clarify wall thickness requirements before fitting the corresponding frame or cistern.



FEATURES

