

Edit L 40cm Handrinse Basin

ILLUSTRATED

- S0815** Edit L 40cm Handrinse Basin, 1 taphole with overflow
- E0157** Wall fixing set
- BC710** Edit R rim mounted single lever basin mixer - with clicker waste
- E0079** Trap 1¼" Contemporary metal bottle, 75mm seal

ILLUSTRATED PRODUCT DETAILS

Sizes

S0815 w:400





Weights

S0815 8.00 KG
E0157 0.16 KG
BC710 1.40 KG
E0079 1.45 KG

Materials

S0815 Fine Fireclay
E0157 Metal
BC710 Chrome Plated Brass
E0079 Chrome Plated Metal

Finishes

- S0815**  White (01)
- E0157**  Neutral / No Finish (67)
- BC710**  Chrome finish (AA)
- E0079**  Chrome (AA)

Flow rates

BC710 5 Litres per minute @ 3 bar pressure

Designer

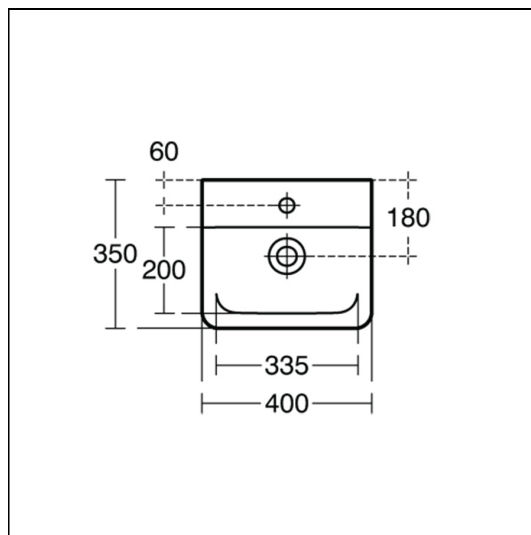
Robin Levien, RDI

Standards

Washbasin to BS EN 14688 and BS EN 31

Special Notes

Washbasin wall mounted using E0157 wall fixing set



FEATURES

