

Edit L Back to Wall WC Pan

ILLUSTRATED

- S0818** Edit L Back to Wall WC Pan
- R0317** ProSys 120 depth WC cistern, mechanical, front actuation
- S0820** Edit L Toilet Seat and Cover - soft close
- S0767** Oleas M2 mechanical dual flushplate Armitage Shanks - chrome

OPTIONS

- R0099** ProSys electronic conversion kit for infra-red actuated flushplates (Septa Pro E1 & E2) (120 depth frames and cisterns only)
- S3326** Conceala 3 dual flush 6/4 litre cistern, side inlet, pneumatic actuation, easy adjustable to low water volumes (4.5/3 or 4/2.6 litres), internal overflow, flushpipe included, no button/flushplate
- E4463** Karisma pneumatic flush plate, dual flush, unbranded for Conceala 3 cisterns
- S0858** Septa Pro M1 mechanical metal dual flushplate Armitage Shanks
- S0772** Septa Pro E1 electronic (infrared) & manual metal dual flushplate Armitage Shanks
- S0773** Septa Pro E2 electronic (infrared) metal dual flushplate Armitage Shanks

ILLUSTRATED PRODUCT DETAILS

Weights

- S0818** 25.10 KG
- R0317** 2.92 KG
- S0820** 2.10 KG
- S0767** 0.34 KG

Finishes

- S0818** White (01)
- R0317** Neutral/No Finish (67)
- S0820** White (01)
- S0767** Chrome (AA)



Materials

- S0818** Vitreous China
- R0317** Mixed Material
- S0820** Plastic
- S0767** Mixed Material

Designer

Robin Levien, RDI

FINISH OPTIONS

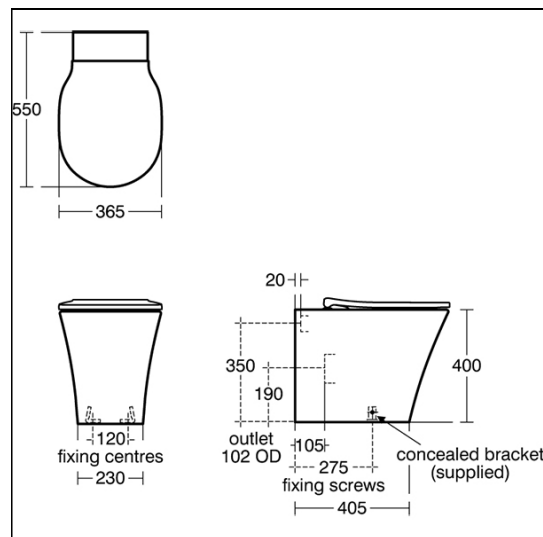


Standards

Vitreous china to BS3402. WC pan to BS EN 997 and BS EN 35

Special Notes

WC bowl screwed to floor using concealed brackets (supplied). The WC bowl should not be installed with a lever activated cistern fitted with siphon. Oleas, Solea, Altes & Symfo are compatible with Prosys cisterns only. Please see flushplate section for full finish/colour options.



ACCREDITATIONS



FEATURES

