

## Calder (New) Washing Trough 180cm Centre Outlet 2in Domed Waste, 3 Taphole Positions

### ILLUSTRATED

<b>S1265</b>	Calder (New) stainless steel washing trough 180cm long, 3 taphole positions, central outlet with 2" domed waste
<b>B8861</b>	Avon 21 1 hole washbasin mixer, self closing push button, variable temperature with copper tube inlets. Flow regulated to 4.7 litres per minute maximum.
<b>A5900</b>	TMV thermostatic mixing valve, 15mm

### OPTIONS

<b>A6697</b>	Contour 21+ 1 hole thermostatic basin mixer, single sequential lever with copper tails
<b>BC121</b>	Contour 21+ single lever 1 hole basin mixer, no waste, flexible tails

### ILLUSTRATED PRODUCT DETAILS

#### Sizes

**S1265** l:1800

#### Weights

**S1265** 12.00 KG

**B8861** 2.45 KG

**A5900** 0.50 KG


#### Materials

**S1265** Stainless Steel

**B8861** Chrome Plated Brass

**A5900** Chrome Plated Metal

#### Finishes

**S1265**  Stainless Steel finish (MY)

**B8861**  Chrome (AA)

**A5900**  Chrome (AA)

#### Flow rates


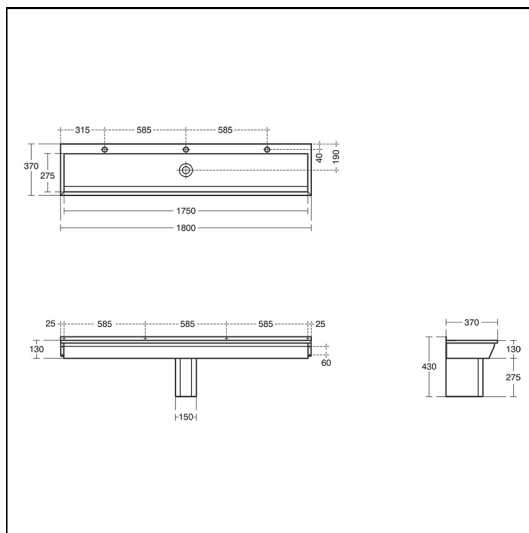
**B8861** 4.7 Litres per minute @ 3 bar pressure

#### Standards

Stainless steel sheet to BS EN 10088:Part 2:2005. NHS specification HBN 00-10. EN 14296.

#### Special Notes

Consideration should be given to safe hot water delivery and the use of an appropriate temperature reduction device see A5900AA



### FEATURES

