

Calder (New) Washing Trough 120cm Centre Outlet 2in Domed Waste, 2 Taphole

ILLUSTRATED

- S1266** Calder (New) stainless steel washing trough 120cm long 2 taphole positions, central outlet with 2" domed waste
- B8861** Avon 21 1 hole washbasin mixer, self closing push button, variable temperature with copper tube inlets. Flow regulated to 4.7 litres per minute maximum.
- A5900** TMV thermostatic mixing valve, 15mm

OPTIONS

- A6697** Contour 21+ 1 hole thermostatic basin mixer, single sequential lever with copper tails

ILLUSTRATED PRODUCT DETAILS

Sizes

S1266 l:1200

Weights

S1266 9.00 KG

B8861 2.45 KG

A5900 0.50 KG


Materials

S1266 Stainless Steel

B8861 Chrome Plated Brass

A5900 Chrome Plated Metal

Finishes

S1266  Stainless Steel finish (MY)

B8861  Chrome (AA)

A5900  Chrome (AA)

Flow rates


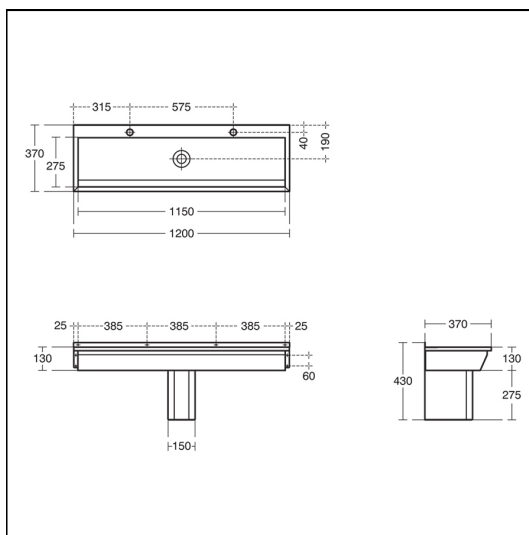
B8861 4.7 Litres per minute @ 3 bar pressure

Standards

Stainless steel sheet to BS EN 10088:Part 2:2005. NHS specification HBN 00-10. EN 14296.

Special Notes

Consideration should be given to safe hot water delivery and the use of an appropriate temperature reduction device see A5900AA



FEATURES

