

## Clyde Sink RH Bowl, No Taphole

### ILLUSTRATED

- S1268** (PS H) Clyde plaster sink, right hand with stainless steel cantilever brackets and strainer waste
- S8270** (TB H1) Markwik ½" lever action bib taps
- B1686** Nimbus 21 concealed bib tap wall mount with self centralising installation (pair)
- B1684** Nimbus 21 1/2" x 100mm bib tap extensions (pair)

### OPTIONS

- S9281** Leg 900mm stainless steel to floor (2 required)

### ILLUSTRATED PRODUCT DETAILS





#### Weights

- S1268** 13.00 KG
- S8270** 1.65 KG

#### Materials

- S1268** Stainless Steel
- S8270** Chrome Plated Brass
- B1686** Chrome Plated Brass
- B1684** Chrome Plated Brass

#### Finishes

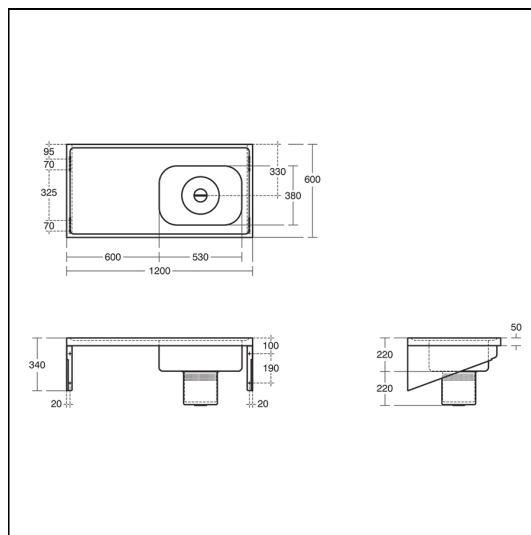
- S1268**  Stainless Steel (MY)
- S8270**  Chrome (AA)
- B1686**  Chrome (AA)
- B1684**  Chrome (AA)

#### Standards

Stainless steel sheet to BS EN 10088: Part 2: 2005. EN 13310.

#### Special Notes

HTM64 does not cover for the provision of leg supports to floor. For the disposal of plaster waste.



### FEATURES

