

Contour 21 Washbasin 50cm No Taphole No Chainstay Hole or Overflow - General Use

ILLUSTRATED

- S2154** Contour 21 back outlet washbasin, 50cm, no tapholes, no overflow, no chainstay hole
- A6682** Markwik 21+ panel mounted thermostatic basin mixer, single sequential lever, demountable with detachable spout
- SR021** Contour basin outlet adapter
- S8920** Trap 1¼" plastic resealing bottle, 75mm seal, multi-purpose outlet
- S9112** Concealed hangers pressed Steel, toggle bolts and clips for Contour washbasins

OPTIONS

- S8746** Plastic strainer for back outlet washbasins



ILLUSTRATED PRODUCT DETAILS

Sizes

S2154 w:500 x d:400






Weights

S2154 12.84 KG
A6682 3.60 KG
S8920 2.00 KG
S9112 0.47 KG

Materials

S2154 Vitreous China
A6682 Chrome Plated Brass
SR021 Plastic
S8920 Plastic
S9112 Metal

Finishes

- S2154**  White (01)
- A6682**  Chrome (AA)
- SR021**  Neutral / No Finish (67)
- S8920**  Neutral / No Finish (67)
- S9112**  Neutral / No Finish (67)

Designer

Robin Levien, RDI

Standards

BS EN 31

Special Notes

Suggested rim heights; 780-800 for ambulant users 680-700 for wheelchair users. Washbasin panel mounted using S9112 hangers, toggle bolts & clips. Toggle bolts and outlet adaptor suitable for maximum panel thickness of 18mm

