

Contour 21 Accessible Washbasin 60cm 1 Central Overflow No Chainstay Hole

ILLUSTRATED

S2168	Contour 21 accessible washbasin, 60cm, 1 taphole with overflow
E0157	Wall fixing set
A6696	Markwik 21+ 1 hole thermostatic basin mixer, single sequential lever, demountable with copper tails
S8733	Waste 1½" brass anti theft swivel plug waste, 80mm slotted tail
E0079	Trap 1½" Contemporary metal bottle, 75mm seal

OPTIONS

A6697	Contour 21+ 1 hole thermostatic basin mixer, single sequential lever with copper tails
A6698	Contour 21+ 1 hole thermostatic basin mixer, single sequential lever with flexible tails
A6790	Contour 21+ Outline 1 hole thermostatic basin mixer, single sequential lever with flexible tails

ILLUSTRATED PRODUCT DETAILS

Sizes

S2168 w:60 x d:55






Weights

S2168	17.59 KG
E0157	0.16 KG
A6696	2.50 KG
S8733	0.35 KG
E0079	1.45 KG

Materials

S2168	Vitreous China
E0157	Metal
A6696	Chrome Plated Brass
S8733	Chrome Plated Metal
E0079	Chrome Plated Metal

Finishes

S2168	 White (01)
E0157	 Neutral / No Finish (67)
A6696	 Chrome (AA)
S8733	 Chrome (AA)
E0079	 Chrome (AA)

Flow rates

A6696 7.9 Litres per minute @ 3 bar pressure

Designer

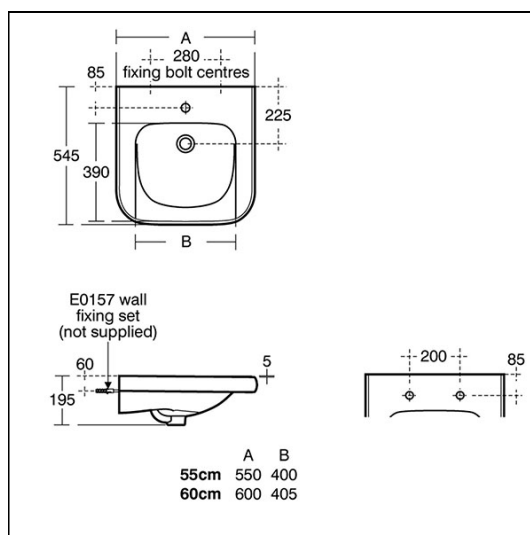
Robin Levien, RDI

Standards

Washbasin to BS EN 14688 & BS EN 31. Conforms to Doc M and HTM 04

Special Notes

Suitable for use with handrinse basins in public areas and Doc M. Satisfies DDA requirements. Meets the requirements laid out in HTM 64, HTM 04. Single easy use lever operates on/off and temperature control. Eliminates the need for premixed water. washbasin wall mounted using E0157



FEATURES

