

Sandringham Royalex Washbasin 51cm 2 Taphole

ILLUSTRATED

S2180	Sandringham Royalex 51cm washbasin with two corner tapholes and chainstay hole
S2955	Ova Pedestal
B9881	Sandringham 21 washbasin pillar taps, lever handles
S8800	Waste 1½" plastic waste with bead chain and plug, 80mm slotted tail, bolt stay
S8910	Trap 1½" plastic bottle, 75mm seal, multi-purpose outlet

OPTIONS

S9180	Leg centre support 60cm stainless steel with fixing plate.
S9181	Leg centre support 90 cm stainless steel with fixing plate
B1678	Alterna 21 1/2" pillar taps with lever handles (pair)
S8733	Waste 1½" brass anti theft swivel plug waste, 80mm slotted tail
A5900	TMV thermostatic mixing valve, 15mm
S8900	Trap 1½" metal bottle, 75mm seal, outlet screwed 1½" BSP male with compression nut and ring
S8920	Trap 1½" plastic resealing bottle, 75mm seal, multi-purpose outlet
S9145	Bracket Aluminium alloy adjustable centre for washbasins with wall to centre Overflow waste outlet from 140 to 190mm

ILLUSTRATED PRODUCT DETAILS

Sizes

S2180 w:510 x d:410






Weights

S2180	12.08 KG
S2955	10.26 KG
B9881	1.10 KG
S8800	0.08 KG
S8910	0.20 KG

Materials

S2180	Vitreous China
S2955	Vitreous China
B9881	Chrome Plated Brass
S8800	Chrome Plated Plastic
S8910	Plastic

Finishes

S2180	 White (01)
S2955	 White (01)
B9881	 Chrome (AA)
S8800	 Chrome (AA)
S8910	 Neutral / No Finish (67)

Capacity

S2180 5.7 litres

Flow rates

B9881 8 Litres per minute @ 3 bar pressure

Special Notes

Washbasin mounted with pedestal using 2 screws through the back of the basin (not supplied). For wall mounting without a pedestal use the Sp141 support bracket and S9145 waste support bracket.

