

Portman 21 Washbasin 50cm RH Taphole, No Overflow Or Chainstay Hole

ILLUSTRATED

S2254	(LB G M) Portman 21 washbasin 50cm, 1 right hand taphole, no overflow, no chainstay hole
A6696	(TP6) Markwik 21+ 1 hole thermostatic basin mixer, single sequential lever, demountable with copper tails
S8715	(WT3) Waste 1½" waste with bead chain & plug 80mm unslotted tail, screw stay
S8920	(TRR1/P) Trap 1½" plastic resealing bottle, 75mm seal, multi-purpose outlet

OPTIONS

E0157	Wall fixing set
E0062	Basin fixing set for IPS panels or block walls
A6697	Contour 21+ 1 hole thermostatic basin mixer, single sequential lever with copper tails
S8734	Waste 1½" brass swivel plug waste, 80mm unslotted tail
S8720	(WT1) Waste 1½" brass strainer waste, 80mm unslotted tail
S8900	Trap 1½" metal bottle, 75mm seal, outlet screwed 1½" BSP male with compression nut and ring
S9137	Bracket concealed with clamps and centre waste support for Portman 21 washbasins 60 and 50cm

ILLUSTRATED PRODUCT DETAILS

Sizes

S2254 w:50 x d:42

Weights

S2254 12.73 KG

A6696 2.50 KG

S8715 0.28 KG

S8920 2.00 KG

Materials


S2254 Vitreous China

A6696 Chrome Plated Brass

S8715 Chrome Plated Metal


S8920 Plastic

Finishes

S2254  White (01)

A6696  Chrome (AA)

S8715  Chrome (AA)

S8920  Neutral / No Finish (67)

Flow rates

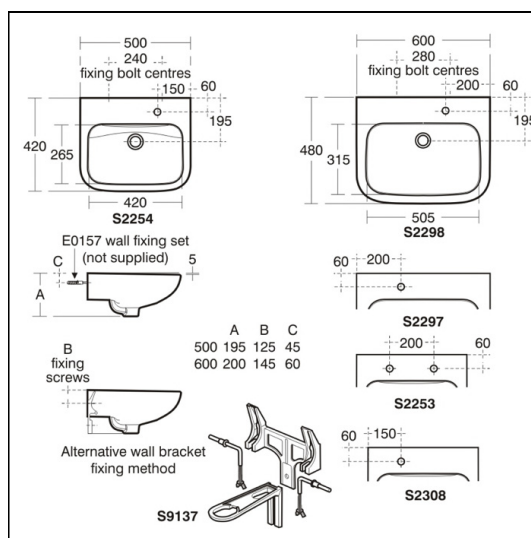
A6696 7.9 Litres per minute @ 3 bar pressure

Standards

Washbasin to BS EN 14688 & BS EN 31

Special Notes

Consideration should be given to safe hot water delivery and the use of an appropriate temperature reduction device. For use in connection with personal washing (face, forearms and hands etc.) not for use in clinical areas. Suggested rim height 780-800mm. The taphole size is 30mm and not suitable for some mixers, please check tap tail thread diameter.



FEATURES

