

Portman 21 Washbasin 60cm 1 Taphole No Overflow Or Chainstay Hole

ILLUSTRATED

S2293	Portman 21 washbasin 60cm, 1 taphole, no overflow or chainstay hole
A6697	Contour 21+ 1 hole thermostatic basin mixer, single sequential lever with copper tails
S8720	Waste 1½" brass strainer waste, 80mm unslotted tail
S8920	Trap 1½" plastic resealing bottle, 75mm seal, multi-purpose outlet

OPTIONS

E0062	Basin fixing set for IPS panels or block walls
E0157	Wall fixing set
S9137	Bracket concealed with clamps and centre waste support for Portman 21 washbasins 60 and 50cm

ILLUSTRATED PRODUCT DETAILS

Sizes

S2293 w:60 x d:48

Weights

S2293 16.79 KG

A6697 2.10 KG

S8720 0.23 KG

S8920 2.00 KG

Materials


S2293 Vitreous China

A6697 Chrome Plated Brass

S8720 Chrome Plated


S8920 Plastic

Finishes

S2293  White (01)

A6697  Chrome (AA)

S8720  Chrome (AA)

S8920  Neutral / No Finish (67)

Flow rates

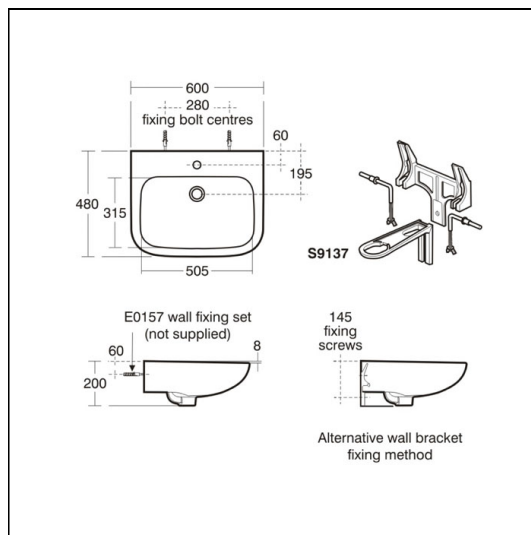
A6697 3.9 Litres per minute @ 3 bar pressure

Standards

Washbasin to BS EN 14688 & BS EN 31

Special Notes

Washbasin wall mounted using E0157 wall fixing set or panel mounted using E0062 fixing set. Alternatively S9137 or S9138 Brackets can be used.



FEATURES

