

## Profile 21 Back-to-Wall Toilet

### ILLUSTRATED

<b>S3095</b>	Profile 21 back-to-wall toilet bowl with horizontal outlet
<b>S3326</b>	Conceala 3 dual flush 6/4 litre cistern, side inlet, pneumatic actuation, easy adjustable to low water volumes (4.5/3 or 4/2.6 litres), internal overflow, flushpipe included, no button/flushplate
<b>S4103</b>	Profile 21 toilet seat and cover
<b>E4463</b>	Karisma pneumatic flush plate, dual flush, unbranded for Conceala 3 cisterns

### OPTIONS

<b>R0099</b>	ProSys electronic conversion kit for infra-red actuated flushplates (Septa Pro E1 & E2) (120 depth frames and cisterns only)
<b>R0317</b>	ProSys 120 depth WC cistern, mechanical, front actuation
<b>S1347</b>	Conceala 3 single flush 6 litre cistern, side inlet, lever operated, easy adjustable to low water volumes, internal overflow, flushpipe and lever included
<b>S4102</b>	Profile 21 toilet seat and cover, slow close
<b>S0767</b>	Oleas M2 mechanical dual flushplate Armitage Shanks - chrome
<b>S0858</b>	Septa Pro M1 mechanical metal dual flushplate Armitage Shanks
<b>S0772</b>	Septa Pro E1 electronic (infrared) & manual metal dual flushplate Armitage Shanks
<b>S0773</b>	Septa Pro E2 electronic (infrared) metal dual flushplate Armitage Shanks

### ILLUSTRATED PRODUCT DETAILS





#### Weights

<b>S3095</b>	19.00 KG
<b>S3326</b>	2.70 KG
<b>S4103</b>	2.80 KG
<b>E4463</b>	0.20 KG

#### Materials

<b>S3095</b>	Vitreous China
<b>S3326</b>	Plastic
<b>S4103</b>	Plastic
<b>E4463</b>	Chrome Plated Plastic

#### Finishes

<b>S3095</b>		White (01)
<b>S3326</b>		Neutral/No Finish (67)
<b>S4103</b>		White (01)
<b>E4463</b>		Chrome (AA)

#### Standards

WC bowl to BS EN 997 & BS EN 33

#### Special Notes

WC bowl screwed to floor using concealed brackets (supplied). Oleas, and Septa Pro flushplates are compatible with Prosys cisterns only. Please see flushplate section for full finish/colour options.