

## Belfast Sink 60x46x26 Weir Overflow

### ILLUSTRATED

<b>S5827</b>	Belfast sink 60 x 46 x 26cm heavy duty
<b>S9250</b>	Leg 650mm stainless steel with screw to wall Aluminium alloy bearer, 405mm overall, 355mm stud (pair).
<b>S5835</b>	Belfast drainer plain 61 x 46cm reversible, for sinks at least 455mm wide
<b>S9268</b>	Leg 900mm stainless steel with 405mm screw to wall Aluminium alloy bearer, 355mm stud, for drainer
<b>B1457</b>	Alterna 21 bib taps 1/2" lever handles with anti-vandal outlet (pair)
<b>B1688</b>	Nimbus 21 exposed bib tap wall mount with self centralising installation (pair)
<b>S8769</b>	Waste 1½" slotted waste, chain and plug, screw stay, 90mm tail
<b>S8925</b>	Trap 1½" plastic resealing bottle with 75mm seal, multi-purpose outlet

### OPTIONS

<b>B1673</b>	Nimbus 21 1/2" bib taps with anti-vandal outlet (pair)
<b>S9219</b>	Brackets build-in Aluminium alloy, 405mm overall, 355mm stud (pair)
<b>S8725</b>	Waste 1½" slotted strainer waste, 80mm tail
<b>S8915</b>	Trap 1½" plastic bottle with 75mm seal, multi-purpose outlet
<b>A5900</b>	TMV thermostatic mixing valve, 15mm

### ILLUSTRATED PRODUCT DETAILS









#### Weights

<b>S5827</b>	27.00 KG
<b>S9250</b>	2.00 KG
<b>S5835</b>	14.00 KG
<b>S9268</b>	2.00 KG
<b>S8769</b>	0.41 KG
<b>S8925</b>	0.33 KG

#### Materials

<b>S5827</b>	Fine Fireclay
<b>S9250</b>	Stainless Steel
<b>S5835</b>	Fine Fireclay
<b>S9268</b>	Stainless Steel
<b>B1457</b>	Chrome Plated Brass
<b>B1688</b>	Chrome Plated Brass
<b>S8769</b>	Chrome Plated Metal
<b>S8925</b>	Plastic

#### Finishes

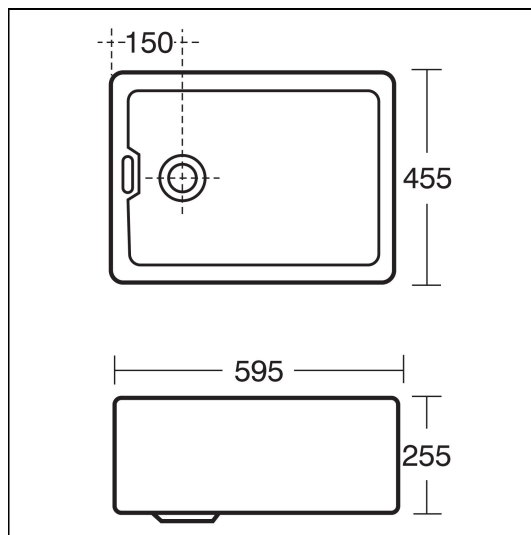
<b>S5827</b>	 White (01)
<b>S9250</b>	 Stainless Steel finish (MY)
<b>S5835</b>	 White (01)
<b>S9268</b>	 Stainless Steel finish (MY)
<b>B1457</b>	 Chrome (AA)
<b>B1688</b>	 Chrome (AA)
<b>S8769</b>	 Chrome (AA)
<b>S8925</b>	 Neutral / No Finish (67)

#### Standards

Sinks conform to BS 1206: 1974

#### Special Notes

Stainless steel leg can be reduced in height on site.  
Recommended 900mm legs when used with fireclay drainer.



## Belfast Sink 60x46x26 Weir Overflow

Consideration may be given to safe hot water delivery and the use of an appropriate temperature reduction device see A5900AA