

Tesi 50cm Vanity Washbasin

ILLUSTRATED

- T0043** Tesi 50cm vanity washbasin, 1 taphole with overflow
- E0157** Wall fixing set
- BC724** Cerafine O single lever basin mixer
- E1482** 1 1/4" basin clicker waste: slotted
- E0079** Trap 1 1/4" Contemporary metal bottle, 75mm seal

OPTIONS

- EE230339** Space saving trap and waste pipe assembly for use with furniture basin units
- R0255** Eurovit+ 50cm floor standing vanity unit with 2 doors
- R0256** Eurovit+ 50cm wall mounted vanity unit with 2 drawers

ILLUSTRATED PRODUCT DETAILS

Sizes

T0043 d:450






Weights

- T0043** 11.50 KG
- E0157** 0.16 KG
- BC724** 1.43 KG
- E0079** 1.45 KG

Materials

- T0043** Fine Fireclay
- E0157** Metal
- BC724** Chrome Plated Brass
- E1482** Chrome Plated Metal
- E0079** Chrome Plated Metal

Finishes

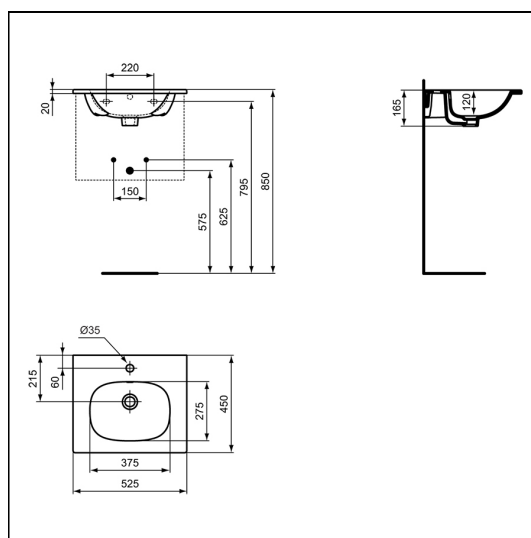
- T0043**  White (01)
- E0157**  Neutral / No Finish (67)
- BC724**  Chrome (AA)
- E1482**  Chrome (AA)
- E0079**  Chrome (AA)

Flow rates

BC724 5 Litres per minute @ 3 bar pressure

Designer

Robin Levien, RDI



FINISH OPTIONS

- 
(AA) Chrome
- 
(XG) Silk Black
- 
(A2) Brushed Gold
- 
(A5) Magnetic Grey
- 
(GN) Silver Storm

Standards

Washbasin to BS EN 14688 and BS EN 35

Special Notes

Washbasin wall mounted using E0157 wall fixing set. When fitted to furniture washbasin must be secured to wall with the E0157 wall fixing set.