

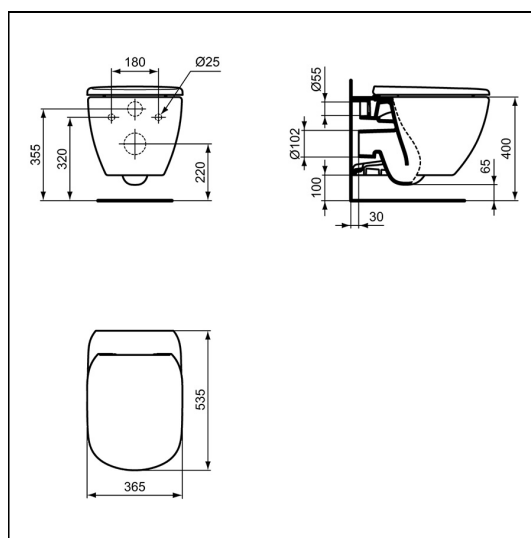
Tesi Wall Hung Toilet Bowl

ILLUSTRATED

- T0079** Tesi wall hung toilet bowl with horizontal outlet and hidden fixations
- T3527** Tesi toilet seat and cover, slim with quick release, slow close
- R0115** Oleas M1 mechanical dual flushplate Ideal Standard - black
- R0153** ProSys 1150mm height, mechanical wall hung WC frame, 120 depth, front actuation

OPTIONS

- R0158** ProSys electronic conversion kit for proximity actuated flushplates (Altes & Symfo) (120 depth frames and cisterns only)
- R0176** Prosys conversion kit (front to top actuation) for mechanical 150 depth frames & cisterns (for when using Oleas flushplates)
- R0121** Oleas M2 mechanical dual flushplate Ideal Standard - white
- R0123** Oleas M3 mechanical dual flushplate Ideal Standard - white
- R0129** Symfo NT1 electronic (proximity) glass dual flushplate Ideal Standard - white
- R0503** Oleas M5 mechanical dual flushplate
- R0140** ProSys 820mm height, mechanical wall hung WC frame, 150 depth, front or top actuation



ILLUSTRATED PRODUCT DETAILS





Weights

- T0079** 22.00 KG
- T3527** 2.20 KG
- R0115** 0.34 KG
- R0153** 12.20 KG

Materials

- T0079** Vitreous China
- T3527** Plastic
- R0115** Mixed Material
- R0153** Mixed Material








Finishes

- T0079**  Silk White (V1)
- T3527**  White (01)
- R0115**  White (AC)
- R0153**  Neutral/No Finish (67)

Designer

Robin Levien, RDI

FINISH OPTIONS

- | | | |
|---|---|---|
|  |  |  |
| (V1) Silk White | (V3) Silk Black | (01) White |
|  |  |  |
| (AC) White | (AA) Chrome | (JG) Brushed Chrome |
|  | | |
| (A6) Black | | |

Standards

E: info@idealspec.co.uk | T: 0870 122 8822 | F: 0870 122 8282 | www.idealspec.co.uk

Ideal Standard (UK) Ltd. makes every effort to ensure that the information provided on its website is accurate. However, we cannot guarantee this, and accept no liability for any information or advice given via its website.

Tesi Wall Hung Toilet Bowl

WC bowl to BS EN 997 & BS EN 33

Special Notes

Fix the E0060 support brackets to the floor within the duct and secure the WC with bolts (supplied) and hidden fixing set provided. Screw the bolts to the back wall. Can be used with Concept Space, Concept Air and Tempo furniture WC units. The WC bowl should not be installed with lever activated cisterns fitted with a syphon. Oleas, Solea, Altes & Symfo are compatible with Prosys cisterns only. Please see flushplate section for full finish/colour options.