

## Strada II Wall Mounted WC Pan

### ILLUSTRATED

<b>T2997</b>	Strada II wall mounted wc pan with horizontal outlet and Aquablade® technology
<b>S3643</b>	Conceala 2 4.5/3 or 4/2.6 litre cistern, dual flush valve, side supply, internal overflow, alternative height plastic flushbends, no flushplate/button
<b>T3857</b>	Strada II seat and cover, slow close
<b>E4463</b>	Karisma flush plate, dual flush, unbranded for Conceala 2 cisterns
<b>E0060</b>	Support frame with bolts for wall mounted toilet bowls

### OPTIONS

<b>T3601</b>	Strada II toilet seat and cover slim, slow close
<b>T3600</b>	Strada II toilet seat and cover slim

### ILLUSTRATED PRODUCT DETAILS






#### Weights

<b>T2997</b>	25.00 KG
<b>S3643</b>	2.70 KG
<b>T3857</b>	2.70 KG
<b>E4463</b>	0.20 KG
<b>E0060</b>	4.28 KG

#### Materials

<b>T2997</b>	Vitreous China
<b>S3643</b>	Plastic
<b>T3857</b>	Plastic
<b>E4463</b>	Chrome Plated Plastic
<b>E0060</b>	Metal

#### Finishes

<b>T2997</b>	 White (01)
<b>S3643</b>	 Neutral / No Finish (67)
<b>T3857</b>	 White (01)
<b>E4463</b>	 Chrome (AA)
<b>E0060</b>	 Neutral / No Finish (67)

#### Capacity

<b>S3643</b>	4.0 litres
--------------	------------

#### Designer

Robin Levien, RDI

### FINISH OPTIONS



#### Special Notes

E0060 support brackets secured to floor within the duct. WC fixed to support brackets with bolts supplied and hidden fixation set provided. Joint sealed with waterproof sealant (not supplied).

