

Tesi 170cm x 70cm Double-Ended Idealform Bath

ILLUSTRATED

T3605	Tesi 170cm x 70cm double-ended Idealform bath with no tapholes
A6590	Tesi 2 hole dual control bath filler
E3194	Unilux 170cm front panel
E3169	Unilux 70cm end panel
S8970	Trap 1½" plastic P with 75mm seal, multi-purpose outlet suitable for plastic and BS copper pipe
E1486	Luxury bath pop-up waste and overflow
A5901	TMV thermostatic mixing valve, 22mm

ILLUSTRATED PRODUCT DETAILS








Weights

T3605	20.50 KG
A6590	2.33 KG
E3194	3.65 KG
E3169	2.58 KG
S8970	1.00 KG
A5901	0.60 KG

Materials

T3605	Idealform
A6590	Chrome Plated Metal
E3194	High Impact Polystyrene
E3169	High Impact Polystyrene
S8970	Plastic
E1486	Mixed Material
A5901	Chrome Plated Metal

Finishes

T3605	 White (01)
A6590	 Chrome (AA)
E3194	 White (01)
E3169	 White (01)
S8970	 Neutral / No Finish (67)
E1486	 Chrome (AA)
A5901	 Chrome (AA)

Capacity

T3605	163.0 litres (to overflow)
--------------	----------------------------

Designer

Robin Levien, RDI

Standards

Constructed to EN 198:2008. EN 14516

Special Notes

Consideration should be given to safe hot water delivery and the use of an appropriate temperature reduction device, see A5901AA or Part G for guidance. One taphole fittings require offsetting from the overflow. Check positioning and compatibility before specifying.

