

## Tesi 170cm x 70cm Double-Ended Idealform Plus+ Bath

### ILLUSTRATED

<b>T3606</b>	Tesi 170cm x 70cm double-ended Idealform Plus+ bath with no tapholes
<b>A6590</b>	Tesi 2 hole dual control bath filler
<b>E4797</b>	Unilux Plus+ 170cm front panel
<b>E4831</b>	Unilux Plus+ 70cm end panel
<b>S8970</b>	Trap 1½" plastic P with 75mm seal, multi-purpose outlet suitable for plastic and BS copper pipe
<b>E1486</b>	Luxury bath pop-up waste and overflow
<b>A5901</b>	TMV thermostatic mixing valve, 22mm

### ILLUSTRATED PRODUCT DETAILS








#### Weights

<b>T3606</b>	23.50 KG
<b>A6590</b>	2.33 KG
<b>E4797</b>	3.65 KG
<b>E4831</b>	2.38 KG
<b>S8970</b>	1.00 KG
<b>A5901</b>	0.60 KG

#### Materials

<b>T3606</b>	Idealform Plus+
<b>A6590</b>	Chrome Plated Metal
<b>E4797</b>	High Impact Polystyrene
<b>E4831</b>	High Impact Polystyrene
<b>S8970</b>	Plastic
<b>E1486</b>	Mixed Material
<b>A5901</b>	Chrome Plated Metal

#### Finishes

<b>T3606</b>	 White (01)
<b>A6590</b>	 Chrome (AA)
<b>E4797</b>	 White (01)
<b>E4831</b>	 White (01)
<b>S8970</b>	 Neutral/No Finish (67)
<b>E1486</b>	 Chrome (AA)
<b>A5901</b>	 Chrome (AA)

#### Capacity

<b>T3606</b>	163.0 litres (to overflow)
--------------	----------------------------

#### Designer

Robin Levien, RDI

#### Standards

Constructed to EN 198:2008. EN 14516

#### Special Notes

Consideration should be given to safe hot water delivery and the use of an appropriate temperature reduction device, see A5901AA or Part G for guidance. One taphole fittings require offsetting from the overflow. Check positioning and compatibility before specifying.

