

Blend Cube Wall Hung Bidet

ILLUSTRATED

- T3687** Blend Cube wall hung bidet, 1 taphole
- E0060** Support frame with bolts for wall mounted toilet bowls
- BC794** Conca single lever bidet mixer with pop-up waste

ILLUSTRATED PRODUCT DETAILS




Weights

- T3687** 18.50 KG
- E0060** 4.28 KG
- BC794** 0.01 KG

Materials

- T3687** Vitreous China
- E0060** Metal
- BC794** Chrome Plated Brass







Finishes

- T3687**  White (01)
- E0060**  Neutral / No Finish (67)
- BC794**  Chrome finish (AA)

Designer

Palomba Serafini Associati

FINISH OPTIONS

- | | | |
|--|--|--|
|  |  |  |
| (01) White | (V1) Silk White | (A2) Brushed Gold |
|  |  |  |
| (A5) Magnetic Grey | (AA) Chrome finish | (GN) Ultra Steel |

Standards

Bidet to BS EN 35

Special Notes

Fix the E0060 support bracket to the floor within the duct and secure the bidet with bolts (supplied) and hidden fixing set provided. Screw the bolts to the back wall.

