

Conca 60cm Washbasin

ILLUSTRATED

- T3789** Conca 60cm no taphole washbasin with overflow
- A1313** Built-in basin mixer kit 1, horizontal
- E0157** Wall fixing set
- A7372** Conca single lever built-in basin mixer with 220mm spout
- S8803** Waste 1¼" Click plug waste, 80mm slotted tail
- E0079** Trap 1¼" Contemporary metal bottle, 75mm seal

OPTIONS

- T3881** Conca full pedestal

ILLUSTRATED PRODUCT DETAILS







Weights

- T3789** 17.00 KG
- A1313** 1.26 KG
- E0157** 0.16 KG
- A7372** 0.01 KG
- S8803** 1.00 KG
- E0079** 1.45 KG

Materials

- T3789** Fine Fireclay
- E0157** Metal
- A7372** Chrome Plated Brass
- S8803** Chrome Plated Metal
- E0079** Chrome Plated Metal





Finishes

- T3789**  White (01)
- A1313**  Unfinished (NU)
- E0157**  Neutral / No Finish (67)
- A7372**  Chrome finish (AA)
- S8803**  Chrome (AA)
- E0079**  Chrome (AA)

Designer

Palomba Serafini Associati

FINISH OPTIONS

- 
(A2) Brushed Gold
- 
(A5) Magnetic Grey
- 
(AA) Chrome finish
- 
(GN) Silver Storm

Standards

Washbasin to BS EN 14688 & BS EN 31

Special Notes

Washbasin wall mounted using E0157 wall fixing set with full pedestal mounted using 2 screws through the back of the basin (not supplied).

