

Conca 60cm Washbasin

ILLUSTRATED

T3792	Conca 60cm no taphole washbasin, no overflow
A1313	Built-in basin mixer kit 1, horizontal
E0157	Wall fixing set
A7372	Conca single lever built-in basin mixer with 220mm spout
S8803	Waste 1½" Click plug waste, 80mm slotted tail
E0079	Trap 1½" Contemporary metal bottle, 75mm seal

OPTIONS

T3881	Conca full pedestal
E2114	Free flow unslotted waste, ceramic

ILLUSTRATED PRODUCT DETAILS







Weights

T3792	17.00 KG
A1313	1.26 KG
E0157	0.16 KG
A7372	0.01 KG
S8803	1.00 KG
E0079	1.45 KG

Materials

T3792	Fine Fireclay
E0157	Metal
A7372	Chrome Plated Brass
S8803	Chrome Plated Metal
E0079	Chrome Plated Metal





Finishes

T3792	 White (01)
A1313	 Unfinished (NU)
E0157	 Neutral / No Finish (67)
A7372	 Chrome finish (AA)
S8803	 Chrome (AA)
E0079	 Chrome (AA)

Designer

Palomba Serafini Associati

FINISH OPTIONS

		
(A2) Brushed Gold	(A5) Magnetic Grey	(AA) Chrome finish
		
(GN) Silver Storm		

Standards

Washbasin to BS EN 14688 and BS EN 31

Special Notes

Washbasin wall mounted using E0157 wall fixing set with full pedestal mounted using 2 screws through the back of the basin (not supplied).

