

Conca 200cm Wall Hung Washbasin Unit

ILLUSTRATED

- T3992** Conca 200cm wall hung washbasin unit with 4 drawers, bespoke cutout
- T3826** Conca 80cm 1 taphole washbasin with overflow, ground
- E0157** Wall fixing set
- BC765** Conca single lever basin mixer
- EE230339** Space saving trap and waste pipe assembly for use with furniture basin units

ILLUSTRATED PRODUCT DETAILS






Weights

- T3992** 97.50 KG
- T3826** 21.90 KG
- E0157** 0.16 KG
- BC765** 0.01 KG
- EE230339** 0.10 KG

Materials

- T3992** Mixed Material
- T3826** Fine Fireclay
- E0157** Metal
- BC765** Chrome Plated Brass
- EE230339** Plastic













Finishes

- T3992**  Matt White (Y1)
- T3826**  White (01)
- E0157**  Neutral / No Finish (67)
- BC765**  Chrome (AA)
- EE230339**  Neutral / No Finish (67)

Designer

Palomba Serafini Associati

FINISH OPTIONS

		
(Y1) Matt White	(Y2) Matt Anthracite	(Y3) Matt Sunset
		
(Y4) Smoked Oak	(Y5) Dark Walnut	(Y6) Light Oak
		
(01) White	(V1) Silk White	(A2) Brushed Gold
		
(A5) Magnetic Grey	(AA) Chrome	(GN) Silver Storm

Standards

EN 14749:2005

Special Notes

Furniture units should be installed in a bathroom with adequate ventilation. Mounting kit included. Always use appropriate fixings to suit the type of wall.

