

# Conca 160cm Wall hung Short Projection Washbasin Unit

## ILLUSTRATED

- T3995** Conca 160cm wall hung short projection washbasin unit with 2 external drawers & 2 internal drawers. bespoke cut
- T3692** Conca 80cm 1 taphole washbasin with overflow
- E0157** Wall fixing set
- BC765** Conca single lever basin mixer
- EE230339** Space saving trap and waste pipe assembly for use with furniture basin units

## ILLUSTRATED PRODUCT DETAILS






### Weights

- T3995** 67.30 KG
- T3692** 21.90 KG
- E0157** 0.16 KG
- BC765** 0.01 KG
- EE230339** 0.10 KG

### Materials

- T3995** Mixed Material
- T3692** Fine Fireclay
- E0157** Metal
- BC765** Chrome Plated Brass
- EE230339** Plastic













### Finishes

- T3995**  Matt White (Y1)
- T3692**  White (01)
- E0157**  Neutral / No Finish (67)
- BC765**  Chrome (AA)
- EE230339**  Neutral / No Finish (67)

### Designer

Palomba Serafini Associati

## FINISH OPTIONS

- |   |   |   |
|---|---|---|
|  |  |  |
| (Y1) Matt White   | (Y2) Matt Anthracite  | (Y3) Matt Sunset  |
|  |  |  |
| (Y4) Smoked Oak   | (Y5) Dark Walnut  | (Y6) Light Oak  |
|  |  |  |
| (01) White  | (V1) Silk White   | (A2) Brushed Gold   |
|  |  |  |
| (A5) Magnetic Grey  | (AA) Chrome   | (GN) Silver Storm   |

### Standards

EN 14749:2005

### Special Notes

Furniture units should be installed in a bathroom with adequate ventilation. Mounting kit included. Always use appropriate fixings to suit the type of wall.

