

Extra 80cm Vanity Washbasin

ILLUSTRATED

T4365	Extra 80cm vanity washbasin, no taphole with overflow
A1313	Built-in basin mixer kit 1, horizontal
E0157	Wall fixing set
A7381	Joy single lever built-in basin mixer with 220mm spout
E1482	1 1/4" basin clicker waste: slotted
EE230339	Space saving trap and waste pipe assembly for use with furniture basin units
T4574	Conca 80cm wall hung vanity unit with 2 drawers

OPTIONS

T4578	Conca 80cm wall hung vanity unit with 1 drawer
E2533	Conca 80 wash stand for Calla & Extra vanity basin
T5271	Ideal Standard i.life B 80cm wall hung vanity unit with 1 drawer
T5272	Ideal Standard i.life B 80cm wall hung vanity unit with 2 drawers
T5326	i.life 34cm handle

ILLUSTRATED PRODUCT DETAILS








Weights

T4365	24.00 KG
A1313	1.26 KG
E0157	0.16 KG
A7381	0.01 KG
EE230339	0.10 KG
T4574	30.00 KG

Materials

T4365	Fine Fireclay
E0157	Metal
A7381	Chrome Plated Brass
E1482	Chrome Plated Metal
EE230339	Plastic
T4574	Mixed Material













Finishes

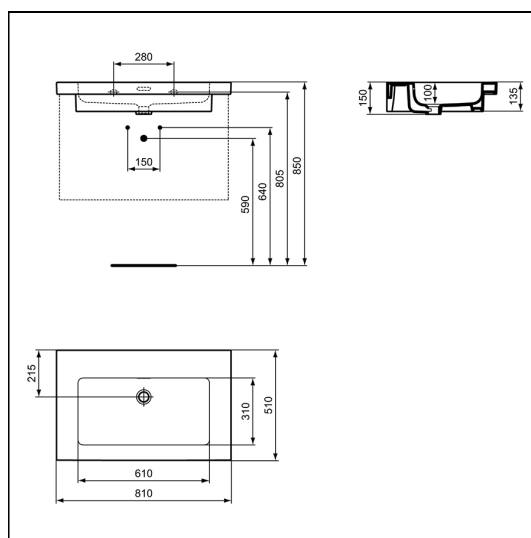
T4365		White (01)
A1313		Unfinished (NU)
E0157		Neutral / No Finish (67)
A7381		Chrome finish (AA)
E1482		Chrome (AA)
EE230339		Neutral / No Finish (67)
T4574		Matt White (Y1)

Designer

Palomba Serafini Associati

FINISH OPTIONS

		
(A2) Brushed Gold	(A5) Magnetic Grey	(AA) Chrome finish
		
(GN) Silver Storm	(AA) Chrome	(XG) Silk Black
		
(Y1) Matt White	(Y2) Matt Anthracite	(Y3) Matt Sunset
		



Extra 80cm Vanity Washbasin

(Y4) Smoked Oak

(Y5) Dark Walnut

(Y6) Light Oak

Standards

Washbasin to BS EN 14688 and BS EN 31

Special Notes

Washbasin wall mounted using E0157 wall fixing set or supplied on dedicated furniture units. When fitted to furniture washbasin must be secured with the E0157 fixing set.