

Ideal Standard i.life B 61cm Vanity Washbasin

ILLUSTRATED

- T4605** Ideal Standard i.life B 61cm vanity washbasin, 1 taphole
- E0157** Wall fixing set
- BD246** Ceraplan single lever basin mixer, with click waste
- E0079** Trap 1¼" Contemporary metal bottle, 75mm seal

OPTIONS

- EE230339** Space saving trap and waste pipe assembly for use with furniture basin units
- T5269** Ideal Standard i.life B 60cm wall hung vanity unit with 1 drawer
- T5270** Ideal Standard i.life B 60cm wall hung vanity unit with 2 drawers
- T4573** Conca 60cm wall hung vanity unit with 2 drawers
- T4577** Conca 60cm wall hung vanity unit with 1 drawer
- E2531** Conca 60 wash stand for Calla & Extra vanity basin
- T5326** i.life 34cm handle

ILLUSTRATED PRODUCT DETAILS





Weights

- E0157** 0.16 KG
- BD246** 1.77 KG
- E0079** 1.45 KG

Materials

- T4605** Fine Fireclay
- E0157** Metal
- BD246** Chrome Plated Brass
- E0079** Chrome Plated Metal

Finishes

- T4605**  White (01)
- E0157**  Neutral / No Finish (67)
- BD246**  Chrome (AA)
- E0079**  Chrome (AA)

Flow rates

- BD246** 5 Litres per minute @ 3 bar pressure

Designer

Palomba Serafini Associati

FINISH OPTIONS



(01) White



(58) Gloss Grey

Standards

Washbasin to BS EN 14688 and BS EN 31

Special Notes

Washbasin wall mounted using E0157 wall fixing set or supplied on dedicated furniture units. When fitted to furniture washbasin must be secured with the E0157 fixing set.

