

i.life A 84cm Vanity Washbasin

ILLUSTRATED

- T4620** i.life A 84cm vanity washbasin, 1 taphole
- E0157** Wall fixing set
- BD246** Ceraplan single lever basin mixer, with click waste
- E0079** Trap 1¼" Contemporary metal bottle, 75mm seal

OPTIONS

- EE230339** Space saving trap and waste pipe assembly for use with furniture basin units
- T5256** i.life A 80cm wall hung vanity unit with 2 drawers (separate handles required)
- T5274** i.life A 80cm floor standing vanity unit with 2 drawers (separate handles required)
- R0263** Eurovit 80cm wall mounted vanity unit with 2 drawers
- E0819** Connect Air 80cm wall hung vanity unit with 2 drawers
- R0474** Connect Air 80cm wall hung vanity unit with 2 drawers
- E0827** Connect Air 80cm wall hung vanity unit with 1 drawer and open shelf
- E2654** Conca 80 wash stand for Connect Air & Strada II basin
- T5326** i.life 34cm handle

ILLUSTRATED PRODUCT DETAILS

Sizes

T4620 w:840 x d:460





Weights

- T4620** 23.10 KG
- E0157** 0.16 KG
- BD246** 1.77 KG
- E0079** 1.45 KG

Materials

- T4620** Fine Fireclay
- E0157** Metal
- BD246** Chrome Plated Brass
- E0079** Chrome Plated Metal

Finishes

- T4620**  White (01)
- E0157**  Neutral / No Finish (67)
- BD246**  Chrome (AA)
- E0079**  Chrome (AA)

Capacity

T4620 7.6 litres

Flow rates

BD246 5 Litres per minute @ 3 bar pressure

Designer

Palomba Serafini Associati

Standards

Washbasin to BS EN 14688 and BS EN 31

Special Notes

Washbasin wall mounted using E0157 wall fixing set or supplied on dedicated furniture units. When fitted to furniture washbasin must be secured with the E0157 fixing set.

