

Conca 50cm Semi-Countertop Washbasin

ILLUSTRATED

- T4630** Conca 50cm semi-countertop washbasin, no taphole with overflow
- A1313** Built-in basin mixer kit 1, horizontal
- A7372** Conca single lever built-in basin mixer with 220mm spout
- S8803** Waste 1¼" Click plug waste, 80mm slotted tail
- S8910** Trap 1¼" plastic bottle, 75mm seal, multi-purpose outlet

ILLUSTRATED PRODUCT DETAILS

Sizes

T4630 w:500 x d:425






Weights

- T4630** 14.00 KG
- A1313** 1.26 KG
- A7372** 0.01 KG
- S8803** 1.00 KG
- S8910** 0.20 KG

Materials

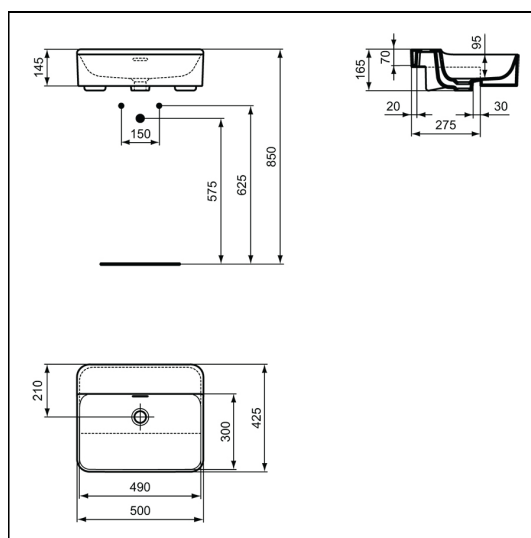
- T4630** Fine Fireclay
- A7372** Chrome Plated Brass
- S8803** Chrome Plated Metal
- S8910** Plastic

Finishes





- T4630**  White (01)
- A1313**  Unfinished (NU)
- A7372**  Chrome finish (AA)
- S8803**  Chrome (AA)
- S8910**  Neutral / No Finish (67)

Designer

Palomba Serafini Associati



FINISH OPTIONS

- 
(A2) Brushed Gold
- 
(A5) Magnetic Grey
- 
(AA) Chrome finish
- 
(GN) Silver Storm

Standards

Washbasin to BS EN 14688 and BS EN 31

Special Notes

Washbasin fixed to countertop with securing clips provided. Joint sealed with waterproof sealant (not supplied)