

## Linda X 60cm Washbasin

### ILLUSTRATED

<b>T4990</b>	Linda X 60cm washbasin, no taphole, no overflow, ground
<b>A1313</b>	Built-in basin mixer kit 1, horizontal
<b>E0157</b>	Wall fixing set
<b>A7379</b>	Joy single lever built-in basin mixer with 220mm spout
<b>E0079</b>	Trap 1 1/4" Contemporary metal bottle, 75mm seal

### OPTIONS

<b>E1482</b>	1 1/4" basin clicker waste: slotted
--------------	-------------------------------------

### ILLUSTRATED PRODUCT DETAILS






#### Weights

<b>T4990</b>	14.00 KG
<b>A1313</b>	1.26 KG
<b>E0157</b>	0.16 KG
<b>A7379</b>	0.01 KG
<b>E0079</b>	1.45 KG

#### Materials

<b>T4990</b>	Diamatec
<b>E0157</b>	Metal
<b>A7379</b>	Chrome Plated Brass
<b>E0079</b>	Chrome Plated Metal





#### Finishes

<b>T4990</b>	 White (01)
<b>A1313</b>	 Unfinished (NU)
<b>E0157</b>	 Neutral / No Finish (67)
<b>A7379</b>	 Chrome finish (AA)
<b>E0079</b>	 Chrome (AA)

#### Designer

Palomba Serafini Associati

### FINISH OPTIONS

		
(A2) Brushed Gold	(A5) Magnetic Grey	(AA) Chrome finish
		
(GN) Silver Storm		

#### Standards

Washbasin to BS EN 14688 and BS EN 31

#### Special Notes

Washbasin wall mounted using E0157 wall fixing set with full pedestal mounted using 2 screws through the back of the basin (not supplied).

